



HMIS Bulletin - Firozabad

Volume - 2, Month-March FY 2016-17 (Data Updated as on 18th April 2017)

National Health Mission

Government of Uttar Pradesh



Prepared By : MIS Division
State Program Management Unit, Uttar Pradesh.

HMIS
(National Health Mission Bulletin)
Firozabad - Uttar Pradesh
March 2016-17

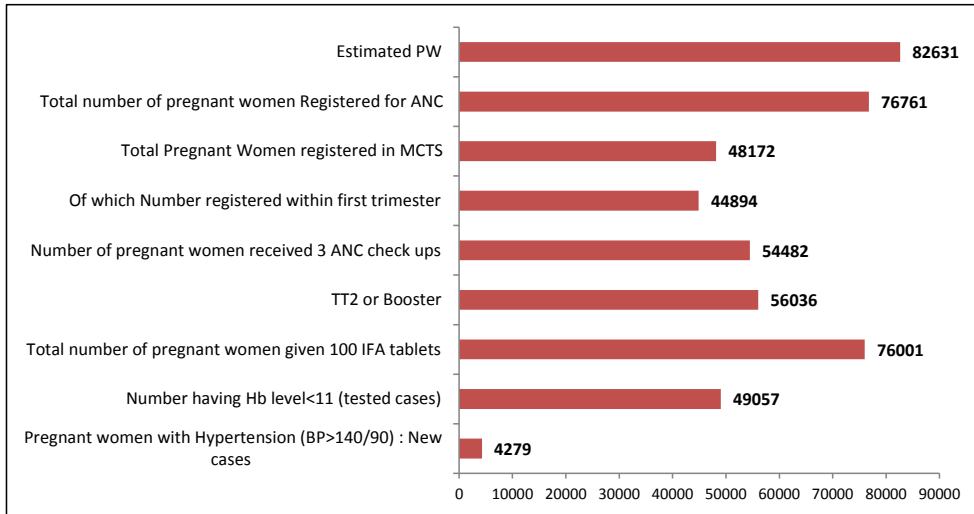
S. No	Sections
1	District Profile
2	District Summary sheet
3	MCTS status
4	HMIS Data Uploading and Forwarding status
5	Maternal Health
5.1	Antenatal Care
5.2	Delivery & Postnatal care
5.3	High risk pregnancy and obstetric complications
5.4	C Section and Complications attended and treated
6	Child health
6.1	Live Births & New Born Care
6.2	Child Immunization
7	Reproductive Health
8	Indicators and Estimations
8.1	List of Indicators covered
8.2	Estimation sheet

Volume - 2, Month-March FY 2016-17 (Data Updated as on 18th April 2017)

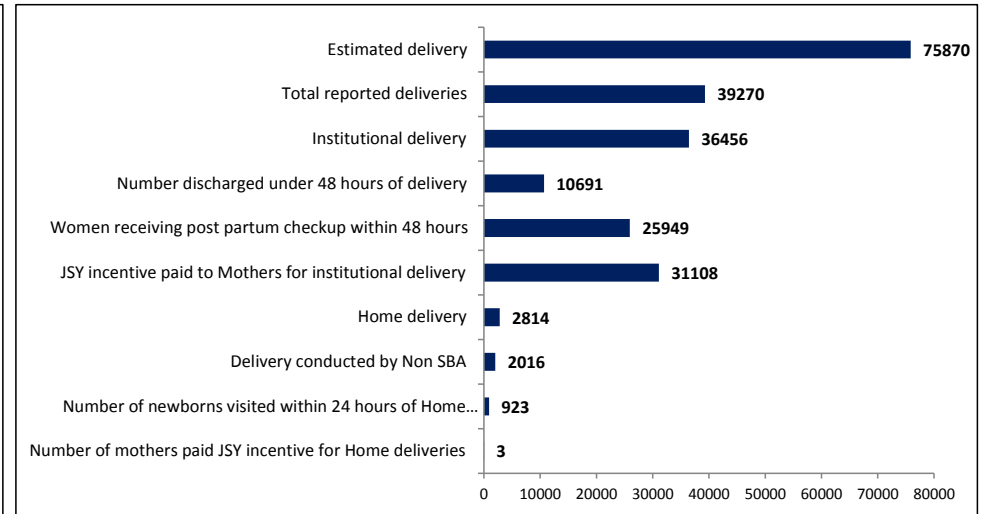
District Performance at a Glance



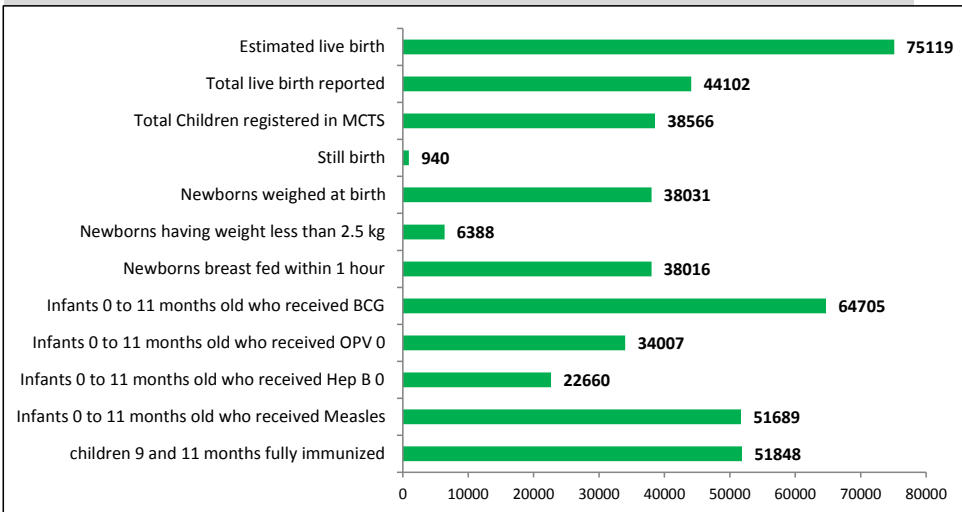
Ante Natal care (ANC)




Delivery care



Child care and Immunization



Fammily Planning



HMIS Bulletin - Summary Sheet District Firozabad
Month - March FY 2016-17



ANC Services :

- 1- ANC registration of dist. is 93% of estimated ANC although AHS 12-13 measured for the district is 63.7%.
- 2- Out of ANC Registration in 1st trim. is 58% which is quite closer to AHS 12-13 i.e. 54.7 and have increasing trend in comparative months.
- 3- Out of all the blocks percentage of TT Booster is minimum in Firozabad i.e. 30% , far behind from district average 68%.
- 4- Percent of ANC received 3 ANC checkup is 66% which is more than of AHS 12-13(42.4%)
- 5-Subcenters need to be supported and monitored effectively ensuring the commodities available for the ANC services as coverage is biggest(57%) among the CHC,PHC and DH.

MCTS:

- 1-Mother registration of district is 67% in f.y.2016-17. Poor blocks in mother registration among the district are DHQ ,Jasrana,Araon,Hathwant and Madnapur.
- 2-Child registration of Firozabad is 62% in 2016-17.
- 3-Full immunization of district is 37% of DOB of Children in 2015-16.
- 4-Urban unites need to focus as 24% mothers and 10% children are tracked on MCTS till the month.

Delivery Services:

- 1- 48% deliveries are not reported of district against the total estimated deliveries, needs to report rest deliveries.
- 2- 93% deliveries are reported as institutional out of total deliveries(it is 48% against the total estimated deliveries) although AHS 2012-13 reported for Firozabad is 64.5
- 3- 4% deliveries conducted at Home and 48% are not reported against estimated deliveries.
- 4-Madnapur and Narkhi JSY payment is low to the beneficiaries.
- 5-Missing deliveries are highest of Shikohabad,Araon,Madanapur,Firozabad blocks

Gaps in HRP Services:

- 1-Percentage of PWs having hb less than 11 is 59% of the dist. while Tundla and Hathwant are lowest need to be check..
- 2-Except Jasrana, Madanapur,Tundala and Firozabad, no other block identified single case of severe Anemic women although rate of PWs is very high having hb<11 in these same blocks.
- 3-Identified severely anemic women were treated in Institution especially in Firozabad are 12% which is quite high needs to be verify.
- 4-Hypertensive cases identification is poor and need to be checked as majority of blocks are identifying hypertensive cases but Sikohabad,Hathawan & Araon detection rate is quite high as per normal .

Maternal Compilcation attended and their treatment:

- 1-There is no complicated preg. attended by DHQ ,Araon,Aeka,Narkhi and Shikohabad although 6% maternal complication attended by entire district.
- 2-Except Jasrana,Firozabad and Tundala no block is doing C-section in the district.

Gaps in Child Care :

- 1-2% still births are reported from the district while DHQ, Aeka and Araon block did not reported still birth in last 11 months.
- 2-In Firozabad block percent of still birth is max. 5% which is very much heigh.

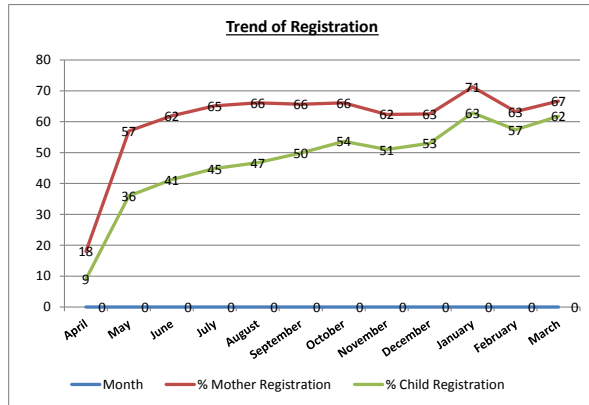
Gaps in Immunization :

- 1-Block Firozabad has BCG provided 51% while district average is 85%.
- 2-Shikohabad,Araon,Madanpur and Hathawat block giving Hep.B zero dose very low as compare to dist. average.
- 3-Firozabad has performed very low in giving measles dose and full immunisation to 1 year old child . Firozabad,Araon and Hathwan have break validation rule as giving full immunization to more children than who recieved Measeales dose.


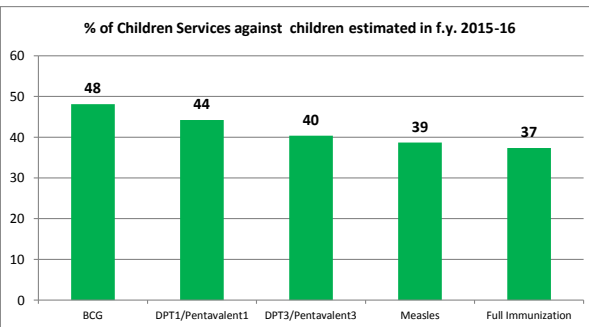
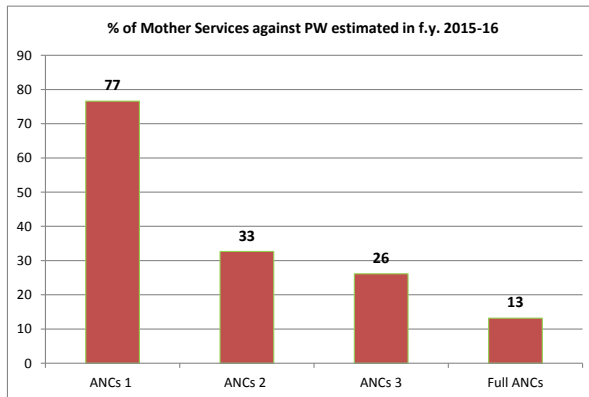
Gaps in Family planning :

- 1-Percent of achievement of total family planning services of district Firozabad is 20% but majority of blocks over reported for spacing methods needs to be validate.
- 2-Achievement for limiting FP methods of district is 10% only needs to improve
- 3-IUCD insertion is very high at subcenters which is 57% of the total so its need to be focus at subcenters by Family planning experts of district that quality and supply of commodities should be optimum.

Firozabad - MCTS Status on critical indicator as on 1st April 2017
Registration and Updation



Block	% of Mother Registration- HMIS	% of Mother Registration- MCTS	% of Children Registration- HMIS	% of Children Registration- MCTS	% PW received 3 ANC's against PW estimated in f.y. 2015-16	% PW delivered against PW estimated in f.y. 2015-16	% children received full immunization against children estimated in f.y. 2015-16	% HRP against PW registered in 2016-17
dhq		24		10	2	1	0	1
Jasrana	83	38	59	40	43	72	53	13
Madanpur	123	68	41	59	33	21	50	2
Tundla	82	114	59	106	53	43	82	11
Firozabad	64	101	47	98	30	51	55	7
Aeka	76	69	58	70	15	23	46	1
Araon	78	36	40	31	37	51	60	8
Hathwant	86	69	57	55	33	32	40	3
Narkhi	80	77	57	75	22	22	113	6
Shikohabad	58	101	59	103	46	37	51	5
Grand Total	93	67	59	62	26	27	37	6



Gaps in MCTS Registration and Service Updation-

- Mother registration of district is 67% in f.y.2016-17. Poor blocks in mother registration among the district are DHQ, Jasrana, Araon, Hathwant and Madnapur.
- Child registration of Firozabad is 62% in 2016-17.
- Full immunization of district is 37% of DOB of Children in 2015-16.
- Urban unites need to focus as 24% mothers and 10% children are tracked on MCTS till the month.

Firozabad '- Percent of facilities reported in HMIS by Month, FY 2016-17

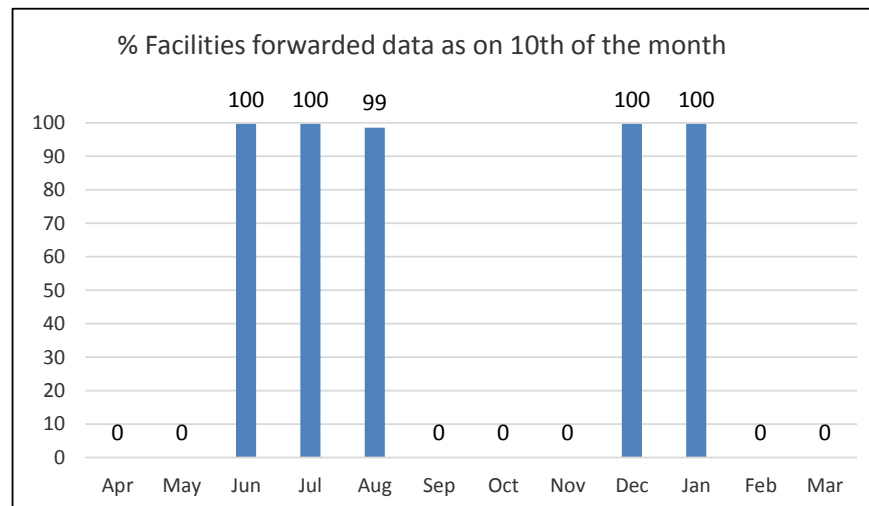
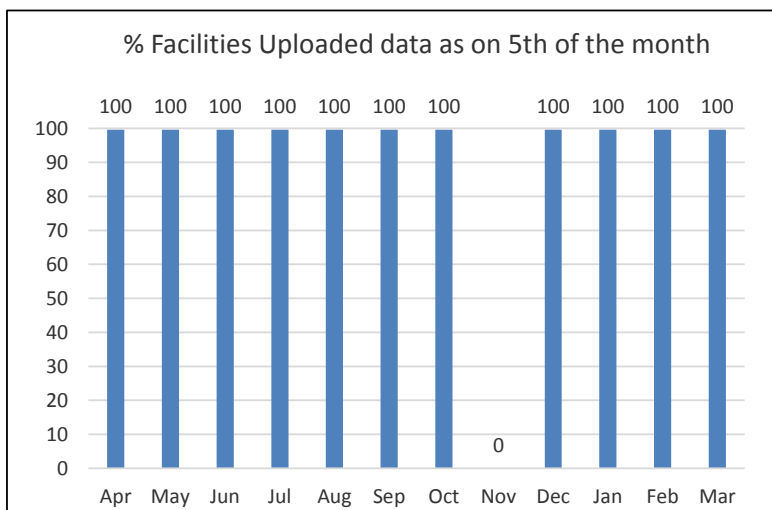
Block	Total No. of Facilities	Apr-16	May-16	Jun-16	Jul-16	Aug-16	Sep-16	Oct-16	Nov-16	Dec-16	Jan-17	Feb-17	Mar-17
dhq	47	100	100	100	100	100	100	100	100	100	100	100	100
Jasrana	17	100	100	100	100	100	100	100	100	100	100	100	100
Madanpur	27	100	100	100	100	100	100	100	100	100	100	100	100
Tundla	32	100	100	100	100	100	100	100	100	100	100	100	100
Firozabad	34	97	97	97	97	97	97	97	97	97	97	97	97
Aeka	27	100	100	100	100	100	100	100	100	100	100	100	100
Araon	21	100	100	100	100	100	100	100	100	100	100	100	100
Hathwant	24	100	100	100	100	100	100	100	100	100	100	100	100
Narkhi	27	100	100	100	100	100	100	100	100	100	100	100	100
Shikohabad	25	100	100	100	100	100	100	100	100	100	100	100	100
Grand Total	281	100	100	100	100	100	100	100	100	100	100	100	100

Less than 100%

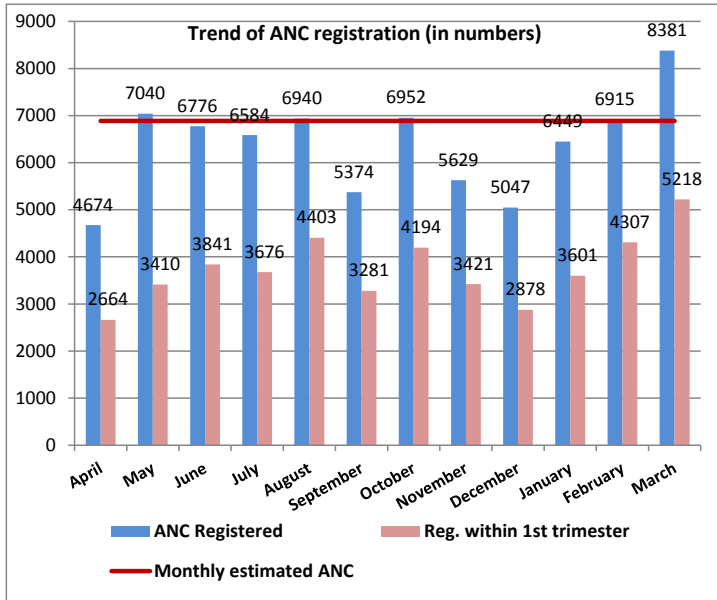
More than 100%

Reported facilities are less than number of facilities in HMIS

Reported facilities are greater than number of facilities in HMIS

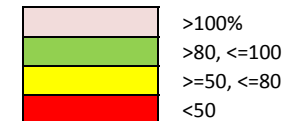
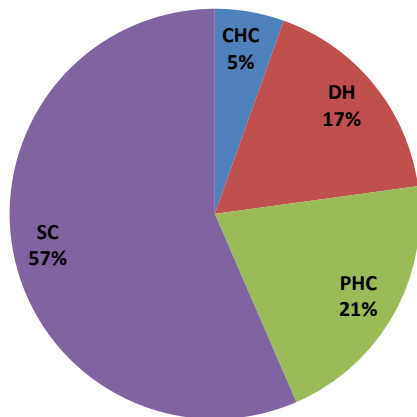


Firozabad -ANC Services Reported in HMIS upto March FY 2016-17 ANC Services, Trends, Distribution and Performance



Block	Proportionate estimated PW	Total number of pregnant women Registered for ANC	% of ANC registered to estimated Pregnancy	Of which Number registered within first trimester	% of ANC registered within 1st trimester	TT2 or Booster	% of ANC received TT2/Booster	Number of pregnant women received 3 ANC check ups	% of ANC received 3ANC checkups
dhq	0	14642		5229	35.7	10905		9823	
Jasrana	4216	3518	83.5	1488	42.3	2954	70.1	2963	70.3
Madanpur	6412	7891	123.1	4440	56.3	4718	73.6	4770	74.4
Tundla	8728	7139	81.8	4943	69.2	6104	69.9	5283	60.5
Firozabad	31377	20048	63.9	10981	54.8	9489	30.2	11591	36.9
Aeka	6236	4752	76.2	3785	79.7	3784	60.7	3795	60.9
Araon	4587	3566	77.7	1884	52.8	3361	73.3	2970	64.7
Hathwant	5637	4854	86.1	4304	88.7	5478	97.2	4747	84.2
Narkhi	6490	5164	79.6	2653	51.4	4686	72.2	4197	64.7
Shikohabad	8948	5187	58.0	5187	100.0	4557	50.9	4343	48.5
Grand Total	82631	76761	93	44894	58	56036	68	54482	66
AHS (2012-13)			63.7		54.7				42.4

Percent Distribution of Registered for ANC by Type of Facility

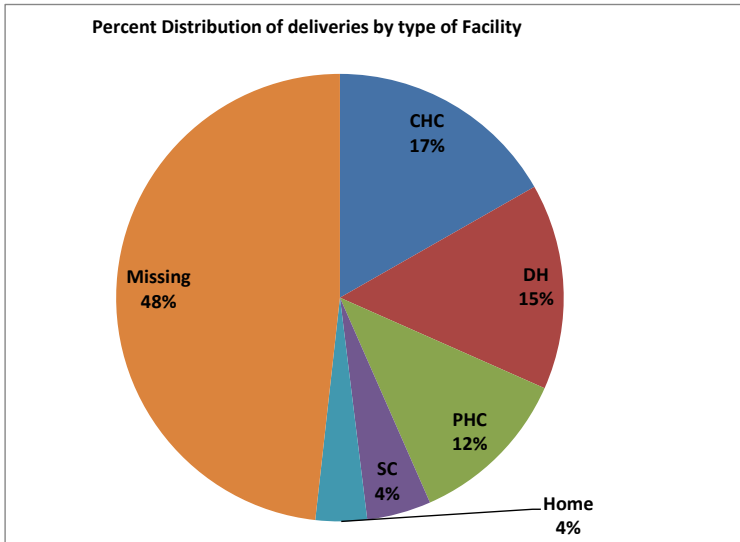
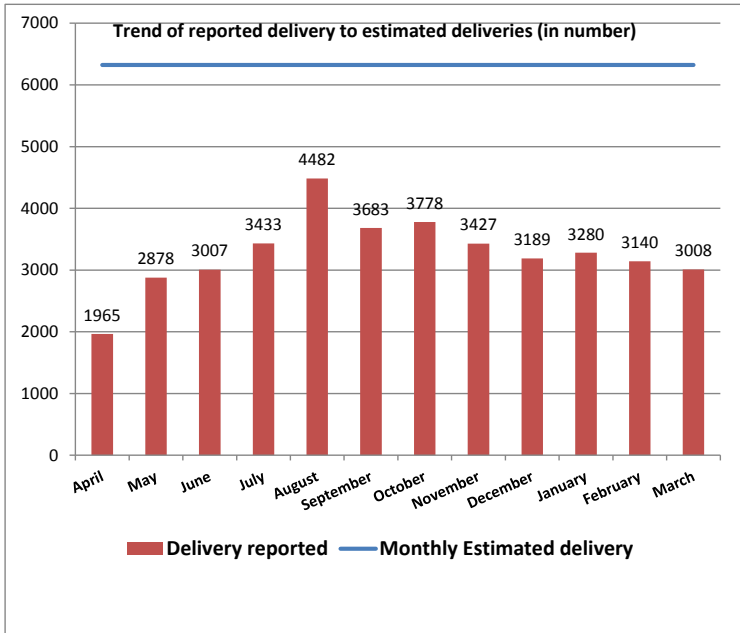


Gaps in ANC Registration :

1. ANC registration of dist. is 93% of estimated ANC although AHS 12-13 measured for the district is 63.7%.
- 2- Out of ANC Registration in 1st trim. is 58% which is quite closer to AHS 12-13 i.e. 54.7 and have increasing trend in comparative months.
- 3- Out of all the blocks percentage of TT Booster is minimum in Firozabad i.e. 30% , far behind from district average 68%.
- 4- Percent of ANC received 3 ANC checkup is 66% which is more than of AHS 12-13(42.4%)
- 5-Subcenters need to be supported and monitored effectively ensuring the commodities available for the ANC services as coverage is biggest(57%) among the CHC,PHC and DH.

Firozabad - Delivery Services Reported in HMIS upto March FY 2016-17

Delivery Services, trends, distribution and progress



Block	Proportionate Estimated deliveries	Total number of Home Deliveries	Deliveries conducted at facility	Total number of Deliveries (Home+Institution)	% delivery reported	% of delivery missed in reporting	% of institutional deliveries among reported delivery	% of institutional deliveries among estimated delivery	Of which Number discharged under 48 hours of delivery	% of delivered women discharged within 48 hours	JSY incentive paid to Mothers	% of JSY incentive paid to mothers
dhq	0	0	5025	5025	0.0		100.0		351	7.0	0	0.0
Jasrana	3871	310	1976	2286	59.1	41	86.4	51.1	289	14.6	2101	106.3
Madanpur	5888	473	1844	2317	39.4	61	79.6	31.3	88	4.8	1296	70.3
Tundla	8013	243	4479	4722	58.9	41	94.9	55.9	537	12.0	4580	102.3
Firozabad	28810	94	12967	13061	45.3	55	99.3	45.0	7119	54.9	13516	104.2
Aeka	5726	953	2145	3098	54.1	46	69.2	37.5	20	0.9	2145	100.0
Araon	4212	228	1476	1704	40.5	60	86.6	35.0	0	0.0	1272	86.2
Hathwant	5176	42	3190	3232	62.4	38	98.7	61.6	1259	39.5	3186	99.9
Narkhi	5959	450	3001	3451	57.9	42	87.0	50.4	685	22.8	2659	88.6
Shikohabad	8215	21	353	374	4.6	95	94.4	4.3	343	97.2	353	100.0
Grand Total	75870	2814	36456	39270	51.8	48.2	92.8	48.1	10691	29.3	31108	85.3
AHS (2012-13)							64.5			74.6		68.2

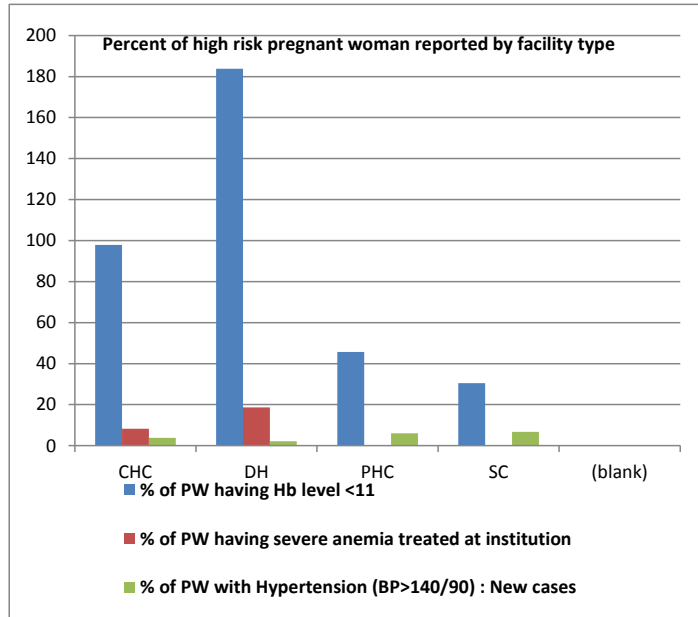
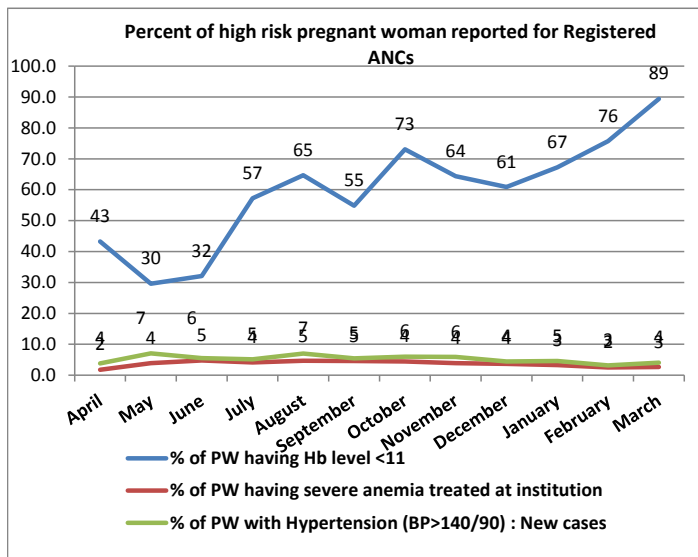
Gaps in Deliveries :-

- 48% deliveries are not reported of district against the total estimated deliveries, needs to report rest deliveries.
- 93% deliveries are reported as institutional out of total deliveries(it is 48% against the total estimated deliveries) although AHS 2012-13 reported for Firozabad is 64.5
- 4% deliveries conducted at Home and 48% are not reported against estimated deliveries.
- Madnapur and Narkhi JSY payment is low to the benificerries.
- Missing deliveries are heighest of Shikohabad,Araon,Madanapur,Firozabad blocks

	>100%
	>80, <=100
	>=50, <=80
	<50

Discharged under 48 hours		
	>50	<=50, <=10
	<9	

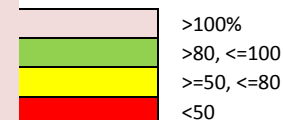
Firozabad High Risk Pregnancies Services Reported in HMIS upto March FY 2016-17 High risk PW reporting trends, distribution and progress



Block	Total number of pregnant women Registered for ANC	Number having Hb level <11 (tested cases)	% of having Hb level <11	Number having severe anaemia (Hb<7) treated at institution	% of severe (Hb <7) anemia treated rate at institution	Pregnant women with Hypertension (BP>140/90) : New cases	% of PW with hypertension
dhq	14642	4180	65.2	0	0.0	168	2.6
Jasrana	3518	1812	28.3	64	1.8	216	3.4
Madanpur	7891	4573	71.3	102	1.3	184	2.9
Tundla	7139	1760	20.2	176	2.5	70	0.8
Firozabad	20048	26438	84.3	2491	12.4	801	2.6
Aeka	4752	1195	19.2	0	0.0	320	5.1
Araon	3566	1476	32.2	0	0.0	330	7.2
Hathwant	4854	956	17.0	0	0.0	345	6.1
Narkhi	5164	3154	48.6	0	0.0	178	2.7
Shikohabad	5187	3513	39.3	0	0.0	1667	18.6
Grand Total	76761	49057	59.4	2833	3.7	4279	5.2

Gaps in HRP :

- Percentage of PWs having hb less than 11 is 59% of the dist. while Tundla and Hathwant are lowest need to be check..
- Except Jasrana, Madanapur, Tundla and Firozabad, no other block identified single case of severe Anemic womens although rate of PWs is very high having hb<11 in these same blocks.
- Identified severely anemic women were treated in Institution especially in Firozabad are 12% which is quite high needs to be verify.
- Hypertensive cases identification is poor and need to be checked as majority of blocks are identifying hypertensive cases but Sikohabad, Hathawan & Araon detection rate is quite high as per normal .



District Firozabad - Obstetric Complications and C-Section Reported in HMIS upto March FY 2016-17

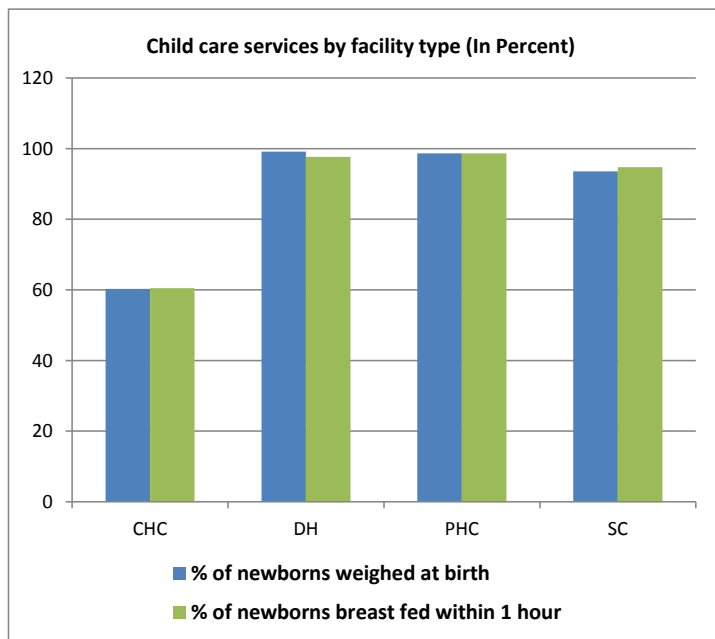
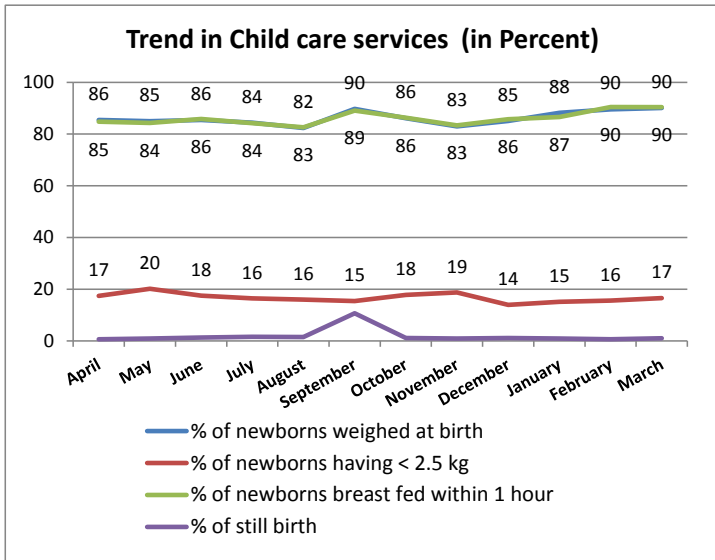
S. No.	Block	Institutional Delivery	Preg. with Compl. Attended at facilities	% Preg. with Compl. Attended at facilities	Complications Treated with				C- section conducted				% of C-Section performed
					IV Antibiotics	IV Antihypertensive/ Magsulph Inj.	IV Oxytocics	Blood Transfusion	DH	CHC	PHC	Others	
1	Araon	1476	0	0	0	0	0	0	0	0	0	0	0.0
2	dhq	5025	0	0	0	0	0	0	0	402	0	0	8.0
3	Jasrana	1976	80	4	140	0	1259	0	0	1	0	0	0.1
4	Madanpur	1844	6	0	2	213	1232	0	0	0	0	0	0.0
5	Tundla	4479	2	0	2	0	2	0	0	48	0	0	1.1
6	Firozabad	12967	1968	15	1414	61	3215	158	54	0	0	0	0.4
7	Aeka	2145	0	0	0	0	0	0	0	0	0	0	0.0
8	Hathwant	3190	42	1	62	53	0	0	0	0	0	0	0.0
9	Narkhi	3001	0	0	0	0	0	0	0	0	0	0	0.0
10	Shikohabad	353	0	0	0	0	0	0	0	0	0	0	0.0
	Grand Total	36456	2098	5.8	1620	327	5708	158	54	451	0	0	1.4

Gaps in C-section and Maternal Complications-

- 1-There is no complicated preg. attended by DHQ ,Araon,Aeka,Narkhi and Shikohabad although 6% maternal complication attended by entire district.
- 2-Except Jasrana,Firozabad and Tundala no block is doing C-section in the district.

Firozabad Child Services Reported in HMIS upto March FY 2016-17

Child care services trends, distribution and progress



Block	Total Live Births	Still Birth	% of still birth	Number of Newborns weighed at birth	% of newborns weighed at birth	Number of Newborns having weight less than 2 and half kg	% of newborns having < 2.5 kg	Number of Newborns breast fed within 1 hour	% of newborns breast fed within 1 hour
dhq	5427	0	0.0	401	7.4	17	4.2	401	7.4
Jasrana	2255	38	1.7	2251	99.8	398	17.7	2255	100.0
Madanpur	2382	24	1.0	1700	71.4	167	9.8	1850	77.7
Tundla	4694	65	1.4	4722	100.6	240	5.1	4722	100.6
Firozabad	13292	705	5.0	13192	99.2	3264	24.7	13023	98.0
Aeka	3290	0	0.0	3095	94.1	245	7.9	3095	94.1
Araon	1678	0	0.0	1681	100.2	104	6.2	1681	100.2
Hathwant	2938	6	0.2	2846	96.9	378	13.3	2846	96.9
Narkhi	3377	77	2.2	3374	99.9	168	5.0	3374	99.9
Shikohabad	4769	25	0.5	4769	100.0	1407	29.5	4769	100.0
Grand Total	44102	940	2	38031	86	6388	16.8	38016	86
AHS (2012-13)					39.9		43.4		31.7

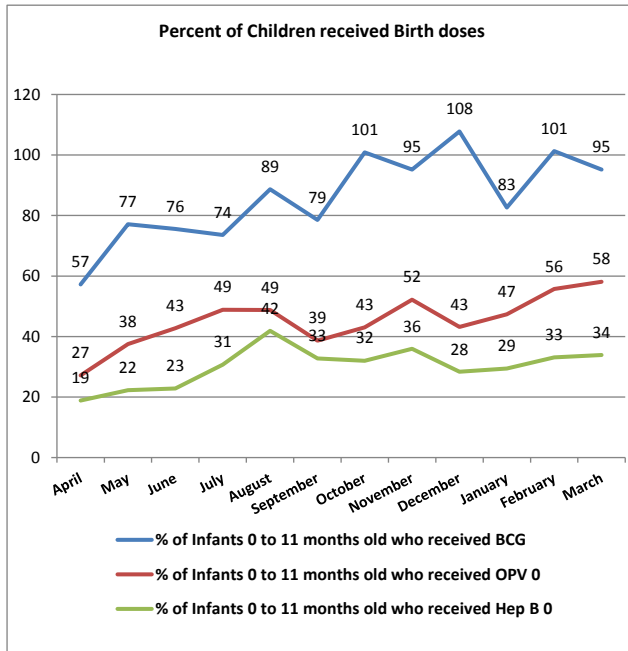
Gaps in Child care :

- 2% still births are reported from the district while DHQ, Aeka and Araon block did not reported still birth in last 11 months.
- In Firozabad block percent of still birth is max. 5% which is very much heigh.
- 86% Newborns are reported as breast fed within 1 hours of births, it is need to check as AHS 2012-13 showing data for Firozabad is 31.7%.
- In Firozabad dist. 86% children weight at birth and of which 17% children are LBW while AHS 12-13 estimated this as 39.9% & 43.4 respectively.

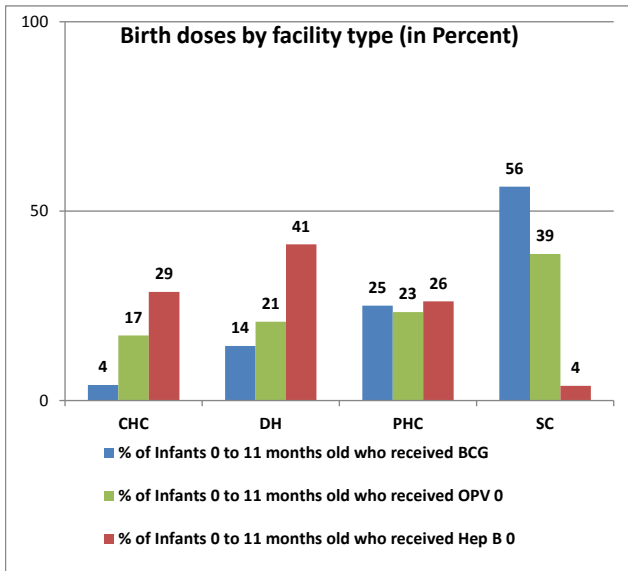
	>100%
	>80, <=100
	>=50, <=80
	<50

Firozabad - Immunisation Services Reported in HMIS upto March FY 2016-17

Child Immunization trends, Distribution and progress

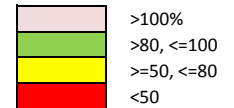


Block	Est. live birth	Total Live Births	Number of Infants 0 to 11 months old who received BCG	% of Infants 0 to 11 months old who received BCG	Number of Infants 0 to 11 months old who received OPV 0	% of Infants 0 to 11 months old who received OPV 0	Number of Infants 0 to 11 months old who received Hepatitis-B0	% of Infants 0 to 11 months old who received Hep B 0	Number of Infants 0 to 11 months old who received Measles	% of Infants 0 to 11 months old who received Measles	children 9 and 11 months fully immunized (BCG+DPT 123+OPV 1:Total	% of children 9 and 11 months fully immunized
dhq	0	5427	14657		4333		736		12443		12446	
Jasrana	3832	2255	3147	82.1	2857	74.5	1706	44.5	2597	67.8	2597	67.8
Madanpur	5830	2382	3763	64.6	2314	39.7	1159	19.9	3765	64.6	3693	63.3
Tundla	7934	4694	6396	80.6	6241	78.7	4140	52.2	6200	78.1	6208	78.2
Firozabad	28524	13292	14606	51.2	9842	34.5	10589	37.1	8076	28.3	8331	29.2
Aeka	5669	3290	5375	94.8	2057	36.3	2016	35.6	3521	62.1	3351	59.1
Araon	4170	1678	2991	71.7	259	6.2	51	1.2	3100	74.3	3112	74.6
Hathwant	5125	2938	4729	92.3	537	10.5	817	15.9	3258	63.6	3381	66.0
Narkhi	5900	3377	4440	75.3	2348	39.8	1371	23.2	4059	68.8	4059	68.8
Shikohabad	8134	4769	4601	56.6	3219	39.6	75	0.9	4670	57.4	4670	57.4
Grand Total	75119	44102	64705	86	34007	45	22660	30	51689	69	51848	69



Gaps in Immunization :

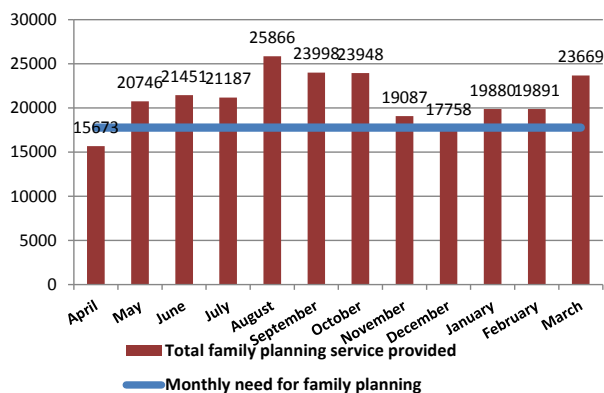
- Block Firozabad has BCG provided 51% while district average is 85%.
- Shikohabad, Araon, Madanpur and Hathawat block giving Hep.B zero dose very low as compare to dist. average.
- Firozabad has performed very low in giving measles dose and full immunisation to 1 year old child . Firozabad, Araon and Hathwan have break validation rule as giving full immunization to more children than who received Measeales dose.



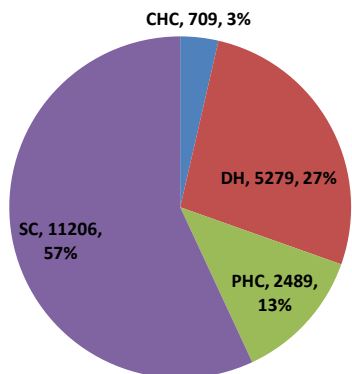
Firozabad - Family Planning Services Reported in HMIS upto March FY 2016-17

Family planning trends Distribution and progress

Number of Family planning users against need by month



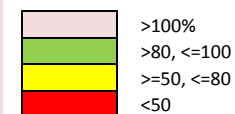
Percent Distributions of new IUD insertions by facility type



Block	Potential unmet need for limiting method	Male Sterilization	Female Sterilization	% achievement for limiting method	Potential unmet need for spacing method	new IUD Insertions	Condom Users	Oral Pills Users	% achievement for spacing method	Total need for family planning	% of Total family planning service provided
dhq	0	0	72		0	1162	1002	1104		0	
Jasrana	1369	1	161	11.83	1956	948	942	471	120.7	14798	17.0
Madanpur	2297	0	221	9.62	3282	688	212	531	43.6	24832	6.7
Tundla	2829	7	557	19.94	4041	2681	1551	640	120.6	30576	17.8
Firozabad	10830	16	494	4.71	15471	6327	2623	1231	65.8	28593	37.4
Aeka	2384	3	319	13.51	3406	1860	1143	1136	121.5	25773	17.3
Araon	1424	1	119	8.43	2034	993	653	506	105.8	15388	14.8
Hathwant	1734	0	143	8.25	2477	2209	1230	731	168.4	18740	23.0
Narkhi	2015	1	263	13.10	2878	1376	1249	795	118.9	21778	16.9
Shikohabad	3039	6	383	12.80	4341	1439	873	600	67.1	32845	10.1
Grand Total	27920	35	2732	10	39885	19683	11479	7746	69	213323	20

Gaps in Family planning :

- Percent of achievement of total family planning services of district Firozabad is 20% but majority of blocks over reported for spacing methods needs to be validate.
- Achievement for limiting FP methods of district is 10% only needs to improve
- IUCD insertion is very high at subcenters which is 57% of the total so its need to be focus at subcenters by Family planning experts of district that quality and supply of commodities should be optimum.



List of Indicators covered in HMIS and MCTS

S.No.	Domain	Indicator	Numerator	Denominator	Page no.
1	MCTS	% of mother registered in MCTS against estimated	Total # Mother registered in MCTS	Estimated Pregnancies	3
2	MCTS	% Children registered against estimated	Total # Children registered in MCTS	Estimated live births	3
3	MCTS	% High risk PW reported in MCTS	Sum of pregnant women having hb<7 and any other maternal complication	Total # Registered Mothers in current year	3
4	MCTS	% of Mother received ANC 3 against registered PW with LMP 2014-15	Mother (LMP 2015-16) received ANC 3	Total # pregnant women registered with LMP in 2015-16	3
5	MCTS	% of PW delivered against registered with LMP in 2014-15	Total # Pregnant women (LMP 2015-16) delivered	Total # pregnant women registered with LMP in 2015-16)	3
6	MCTS	% of children received full immunization against children registered in 2014-15	Total # children (DoB 2015-16) received full immunization	Total # Children (DoB 2015-16) registered	3
7	ANC	% of ANC registered to estimated Pregnancy	Total # ANC Registered	Estimated Pregnancy	4
8	ANC	% of ANC registered within 1st trimester	Total # ANC Registered within 1st trim	Total # ANC Registered	4
9	ANC	% of ANC received TT2/Booster	Total # Pregnant women received TT2/Booster	Estimated Pregnancy	4
10	ANC	% of ANC received 3ANC checkups	Total # pregnant women received 3 ANC check ups	Estimated Pregnancy	4
11	Delivery	% delivery reported	Total # Delivery reported	Estimated Delivery	5
12	Delivery	% of Unreported (Missing) Delivery	Total # Delivieri not reported	Estimated Delivery	5
13	Delivery	% of institutional deliveries among estimated delivery	Total # Institutional Delivieri	Estimated Delivery	5
14	Delivery	% of delivered women discharged within 48 hours	Total # Delivered women discharged within 48 hours	Total # Deliveries conducted at facility	5
15	Delivery	% of JSY incentive paid to mothers	Total # JSY Incentives paid to mothers	Total # Deliveries conducted at facility	5
16	HRP	% of having Hb level <11	Number having Hb level<11	Estimated Pregnancy	6
17	HRP	% of severe (Hb <7) anemia treated rate at institution	Total # Severe (Hb <7) anemia treated at institution	Total # ANC Registered	6
18	HRP	% of PW with hypertension	Total # Pregnant women with Hypertension (BP>140/90)	Estimated Pregnancy	6
19	HRP	Abortion rate	Total # Abortion (spontaneous/induced)	Sum of Live birth, Still birth & Abortion	6
20	HRP	% Pregnant women having Obstetric complication attend at facility	Total # Pregnant women having Obstetric complication attend at facility	Total number of deliveries conducted at public facilities	
21	Child Care	% of Still birth	Total # Still Birth	Sum of Live birth & Still birth	7
22	Child Care	% of newborns weighed at birth	Number of Newborns weighed at birth	Total # Live Births	7
23	Child Care	% of newborns having weight < 2.5 kg	Total # newborns having weight < 2.5 kg	Total # Live Births Weighed	7
24	Child Care	% of newborns breast fed within 1 hour	Total # newborns breast fed within 1 hour	Total # Live Births	7
25	Immunization	% of Infants 0 to 11 months old who received BCG	Total # Infants 0 to 11 months old who received BCG	Total # Estimated Births	8
26	Immunization	% of Infants 0 to 11 months old who received OPV 0	Total # Infants 0 to 11 months old who received OPV 0	Total # Estimated Births	8
27	Immunization	% of Infants 0 to 11 months old who received Hep B 0	Total # Infants 0 to 11 months old who received Hep B 0	Total # Estimated Births	8
28	Immunization	% of Infants 0 to 11 months old who received Measles	Total # Infants 0 to 11 months old who received Measles	Total # Estimated Births	8
29	Immunization	% of children 9 and 11 months fully immunized	Total # children 9 and 11 months fully immunized	Total # Estimated Births	8
30	Family Planning	% achievement for limiting method	Total # Sterilization (Male & Female)	Potential unmet need for limiting method	9
31	Family Planning	% achievement for spacing method	Sum of IUCD and oral Pill users	Potential unmet need for spacing method	9
32	Family Planning	% of Total family planning service provided	Sum of Spacing and Limiting method's users	Potential unmet need for FP Method (Limiting & Spacing & Est Condom users &	9

District - Firozabad Estimates for Year 2016-17

Block	Population	CBR	ANC	Delivery	Immunization	Family planning				
			Estimated Pregnant Women	Estimated deliveries	Estimated Live Births	Potential unmet need for limiting method	Potential unmet need for spacing method	Estimated Condom Users	Estimated Traditional Method Users	Total current need for FP # Yearly
dhq	0	27.2	0	0	0	0	0	0	0	0
Jasrana	140895	27.2	4216	3871	3832	1369	1956	2238	9235	14798
Madanpur	214321	27.2	6412	5888	5830	2297	3282	3756	15497	24832
Tundla	291695	27.2	8728	8013	7934	2829	4041	4625	19082	30576
Firozabad	1048694	27.2	31377	28810	28524	10830	15471	17706	73060	28593
Aeka	208432	27.2	6236	5726	5669	2384	3406	3898	16084	25773
Araon	153320	27.2	4587	4212	4170	1424	2034	2327	9603	15388
Hathwant	188416	27.2	5637	5176	5125	1734	2477	2834	11695	18740
Narkhi	216908	27.2	6490	5959	5900	2015	2878	3294	13591	21778
Shikohabad	299048	27.2	8948	8215	8134	3039	4341	4968	20498	32845
Grand Total	2761729	27.8	82631	75870	75119	27920	39885	45646	188347	213323