



HMIS Bulletin - Ambedkar Nagar

Volume - 2, FY 2016-17 (March - 2017) - As on 10th April- 2017

National Health Mission

Government of Uttar Pradesh



Prepared By : MIS Division
State Program Management Unit & T.S.U., Uttar Pradesh.

HMIS
(National Health Mission Bulletin)
Ambedkar Nagar - Uttar Pradesh
Apr to March 2016-17

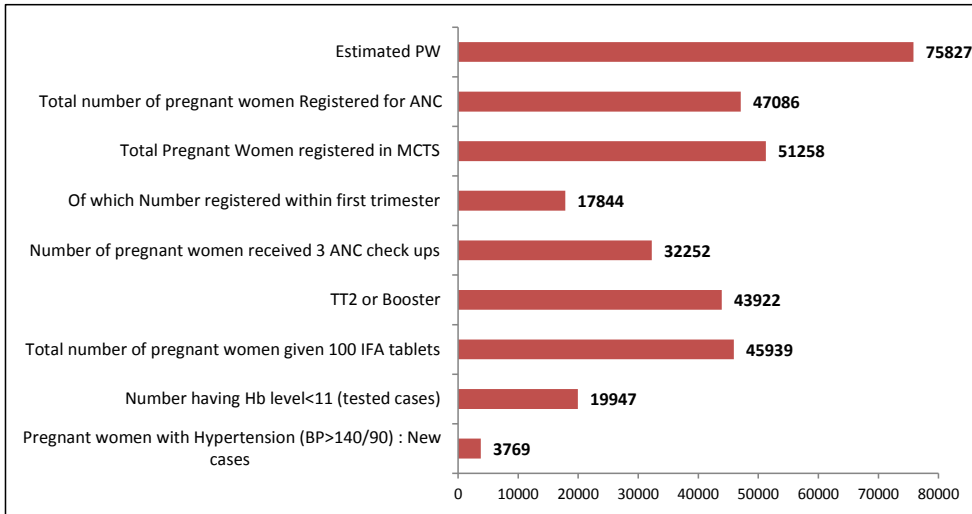
S. No	Sections
1	District Profile
2	District Summary sheet
3	MCTS status
4	HMIS Data Uploading and Forwarding status
5	Maternal Health
5.1	Antenatal Care
5.2	Delivery & Postnatal care
5.3	High risk pregnancy and obstetric complications
5.4	C Section and Complications attended and treated
6	Child health
6.1	Live Births & New Born Care
6.2	Child Immunization
7	Reproductive Health
8	Indicators and Estimations
8.1	List of Indicators covered
8.2	Estimation sheet

Volume - 2, FY 2016-17 (March - 2017) - As on 10th April- 2017 - FY 2016-17 (April to March)

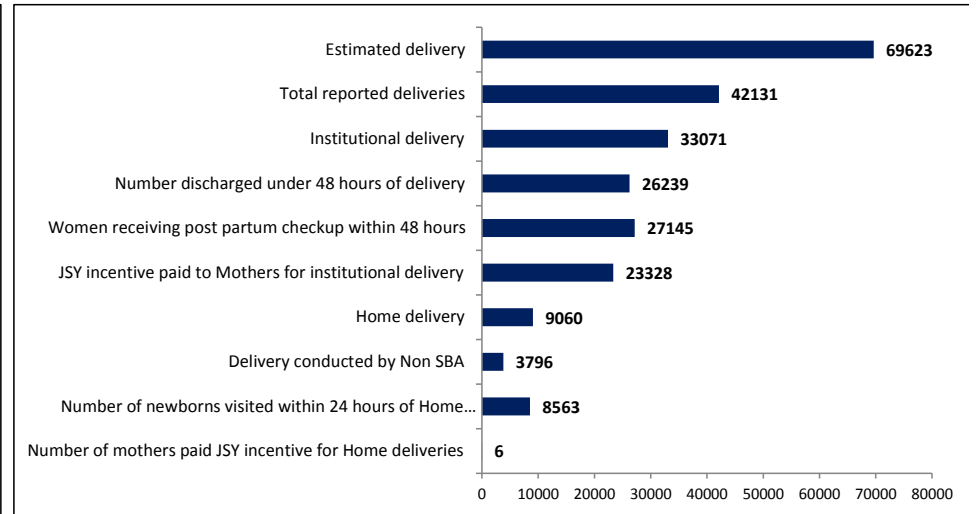
District at a Glance March



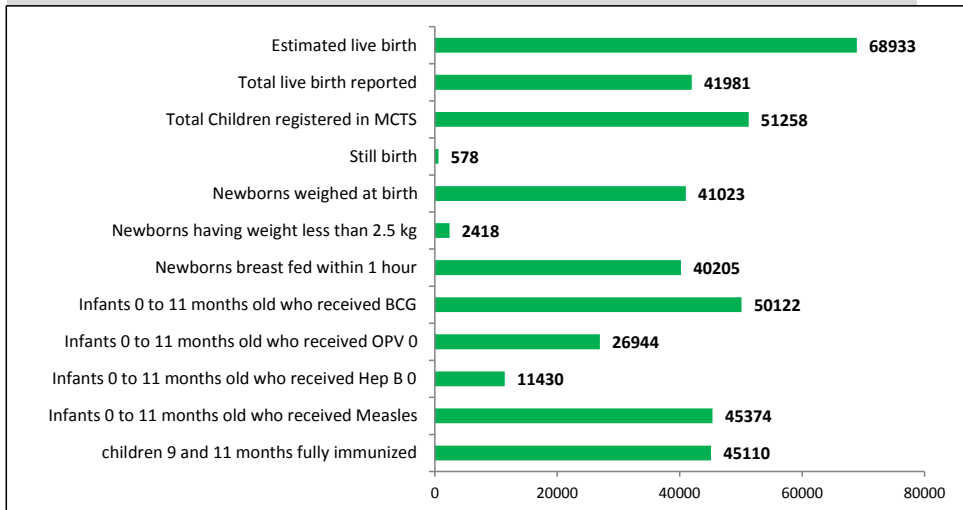
Ante Natal care (ANC)




Delivery care



Child care and Immunization

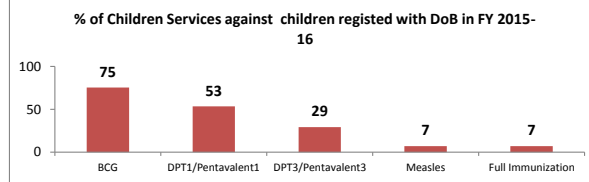
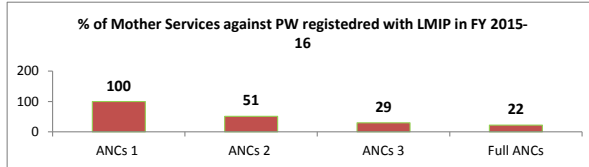
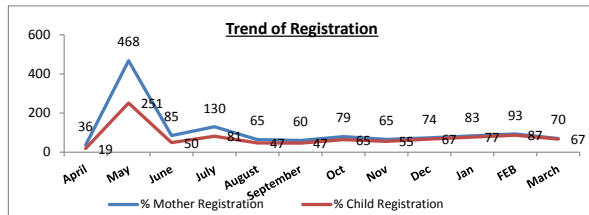


Fammily Planning



Ambedkar Nagar

**- MCTS Status on critical indicator as on 1st April 2017
Registration and Updation**



Block	% of Mother Registration- HMIS	% of Mother Registration- MCTS	% of Children Registration- HMIS	% of Children Registration- MCTS	% PW received 3 ANCs against PW registered with LMP in FY 2015-16	% PW delivered against PW registered with LMP in FY 2015-16	% children received full immunization against children registered with DoB in FY 2015-16	% HRP against PW registered in 2016-17
Akaberpur	56	127	73	103	45	24	10	2
Baskhari	71	47	50	45	29	17	1	4
Bhiti	59	66	33	65	38	33	5	6
Bhiyaon	83	66	119	66	7	5	3	4
Jahangir Ganj	49	67	44	57	12	6	3	7
Jalapur	74	111	73	108	23	17	9	5
Katehari	61	67	30	73	40	25	6	6
Ramnagar	57	79	49	78	26	2	11	9
Tanda	43	96	64	103	36	19	9	9
Grand Total	62	70	61	67	29	17	7	6

- The status children registered in MCTS is poor.
- There is a need to improve the status of registration and updation in MCTS.



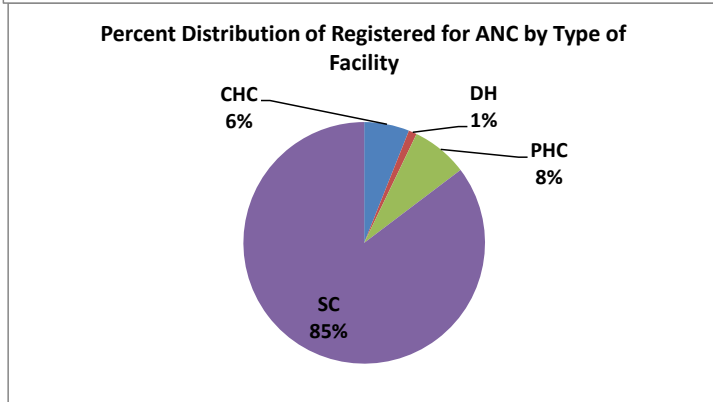
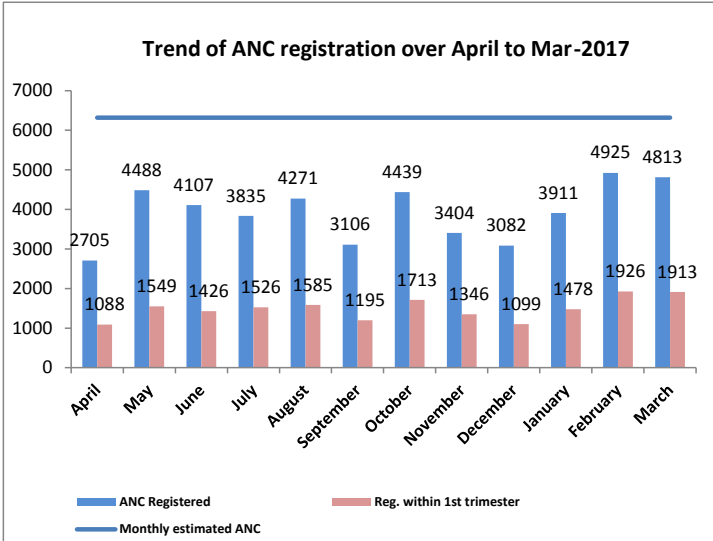
Ambedkar Nagar ' - Percent of facilities reported in HMIS by Month, FY 2016-17

Block	Total No. of Facilities	Apr-16	May-16	Jun-16	Jul-16	Aug-16	Sep-16	Oct-16	Nov-16	Dec-16	Jan-17	Feb-17	Mar-17
DHQ	4	100	100	100	100	100	100	100	100	100	100	100	100
Akaberpur	57	100	100	100	100	100	100	100	100	100	100	100	100
Baskhari	32	100	100	100	100	100	100	100	100	100	100	100	100
Bhiti	23	100	100	100	100	100	100	100	100	100	100	100	100
Bhiyaon	28	100	100	100	100	100	100	100	100	100	100	100	100
Jahangir Ganj	32	100	100	100	100	100	100	100	100	100	100	100	100
Jalapur	45	100	100	100	100	100	100	100	96	100	100	100	100
Katehari	28	100	100	100	100	100	100	100	100	100	100	100	100
Ramnagar	38	100	100	100	100	100	100	100	100	100	100	100	100
Tanda	44	100	100	100	100	100	100	100	100	100	100	100	100
Grand Total	331	100	100	100	100	100	100	100	99	100	100	100	100

Less than 100%
More than 100%

Reported facilities are less than number of facilities in HMIS
Reported facilities are greater than number of facilities in HMIS

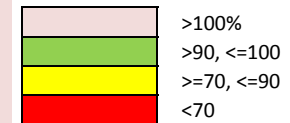
Ambedkar Nagar - ANC Services Reported in HMIS during FY 2016-17 (April to March) ANC Services, Trends, Distribution and Performance



Block	Proportionate estimated PW	Total number of pregnant women Registered for ANC	% of ANC registered to estimated Pregnancy	Of which Number registered within first trimester	% of ANC registered within 1st trimester	TT2 or Booster	% of ANC received TT2/Booster	Number of pregnant women received 3 ANC check ups	% of ANC received 3ANC checkups
DHQ		1523		748	49.1	1133		1095	
Akaberpur	12800	7207	56.3	3280	45.5	6121	47.8	3578	28.0
Baskhari	7043	5017	71.2	754	15.0	4748	67.4	4417	62.7
Bhiti	6569	3860	58.8	1282	33.2	3463	52.7	3052	46.5
Bhiyaon	5606	4640	82.8	1215	26.2	4659	83.1	3142	56.0
Jahangir Ganj	6707	3297	49.2	1678	50.9	3312	49.4	2851	42.5
Jalapur	10649	7867	73.9	3072	39.0	7799	73.2	5247	49.3
Katehari	6866	4165	60.7	739	17.7	3708	54.0	2410	35.1
Ramnagar	7446	4278	57.5	2324	54.3	4062	54.5	3369	45.2
Tanda	12141	5232	43.1	2752	52.6	4917	40.5	3091	25.5
Grand Total	75827	47086	62.1	17844	37.9	43922	57.9	32252	42.5
AHS (2012-13)			80.2		42.5				36.6

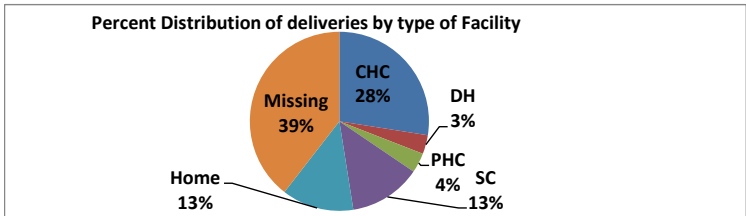
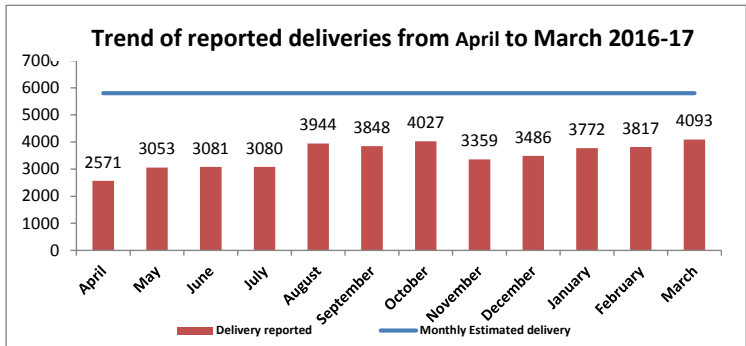
Gaps in ANC Registration :

1. ANC registration of dist. is 62% although AHS 2012-13 showing ANC registration 80%
- 2- ANC Registration in 1st trim. is 38% although AHS 12-13 showing 42.5% i.e. 15%. Baskhari , 18% Katehari reported showing less no of 1st trimester registration.
- 3- The proportion of 3 ANC check up received is 42%.
- 4- 85% ANC conducted @ SC so record of 3 ANC need to check.



Ambedkar Nagar - Delivery Services Reported in HMIS during FY 2016-17 (April to March)

Delivery Services, trends, distribution and progress



Block	Proportionate Estimated deliveries	Total number of Home Deliveries	Deliveries conducted at facility	Total number of Deliveries (Home+Institution)	% delivery reported	% of delivery missed in reporting	% of institutional deliveries among reported delivery	% of institutional deliveries among estimated delivery	Of which Number discharged under 48 hours of delivery	% of delivered women discharged within 48 hours	JSY incentive paid to Mothers	% of JSY incentive paid to mothers
DHQ		0	191	191	0.0		100.0		187	97.9	0	0.0
Akaberpur	11753	1155	7419	8574	73.0	27	86.5	63.1	2788	37.6	4882	65.8
Baskhari	6466	605	2649	3254	50.3	50	81.4	41.0	1662	62.7	2198	83.0
Bhiti	6032	77	1938	2015	33.4	67	96.2	32.1	1485	76.6	1848	95.4
Bhiyaon	5148	3869	2156	6025	117.0	-17	35.8	41.9	2156	100.0	742	34.4
Jahangir Ganj	6158	141	2557	2698	43.8	56	94.8	41.5	2496	97.6	2607	102.0
Jalapur	9778	1522	5497	7019	71.8	28	78.3	56.2	5304	96.5	4799	87.3
Katehari	6304	258	1667	1925	30.5	69	86.6	26.4	1170	70.2	1896	113.7
Ramnagar	6837	968	2354	3322	48.6	51	70.9	34.4	2354	100.0	2212	94.0
Tanda	11147	465	6643	7108	63.8	36	93.5	59.6	6637	99.9	2144	32.3
Grand Total	69623	9060	33071	42131	60.5	39.5	78.5	47.5	26239	79.3	23328	70.5
AHS (2012-13)							64.6			77.7		68.3

Gaps in Deliveries :-

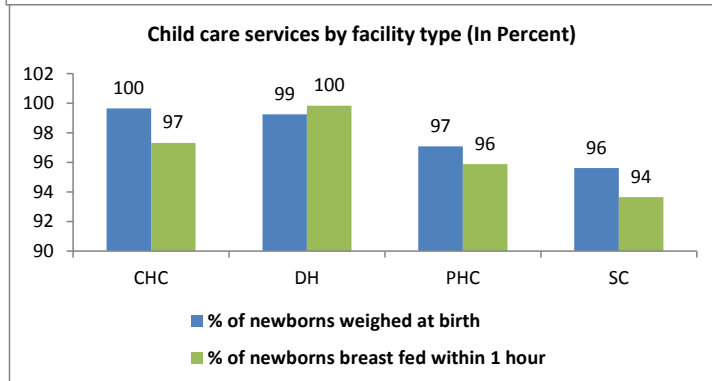
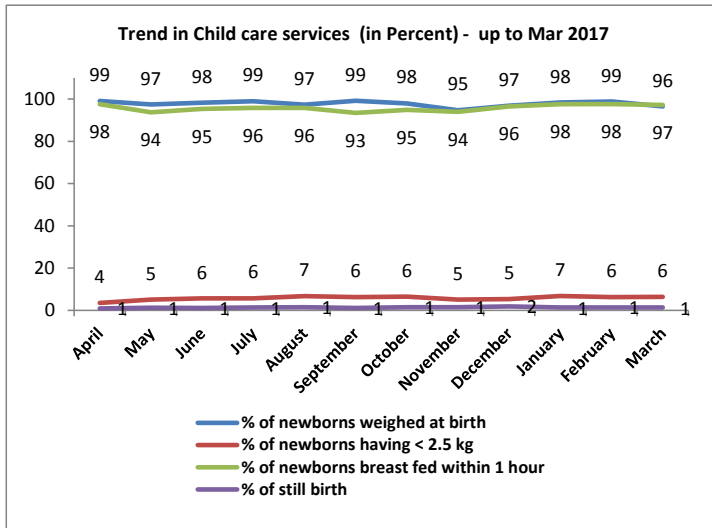
- 1- 60 % deliveries reported against the total estimated deliveries, needs to report rest missing deliveries.
- 2- 78% deliveries are reported as institutional out of total deliveries(it is 46% against the total estimated deliveries) although AHS 2012-13 reported 64.6
- 3- 22% deliveries conducted at Home and 40% deliveries are not reported against the estimated deliveries.
- 4- 70 % mothers discharge under 48 hrs of delivery in the district and AHS 12-13 measure it.

	>100%
	>90, <=100
	>=70, <=90
	<70

Discharged under 48 hours		
	>50	<=50, <=10
	<9	

Ambedkar Nagar - Child Services Reported in HMIS during FY 2016-17 (April to March)

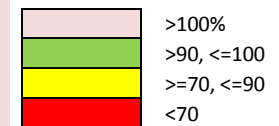
Child care services trends, distribution and progress



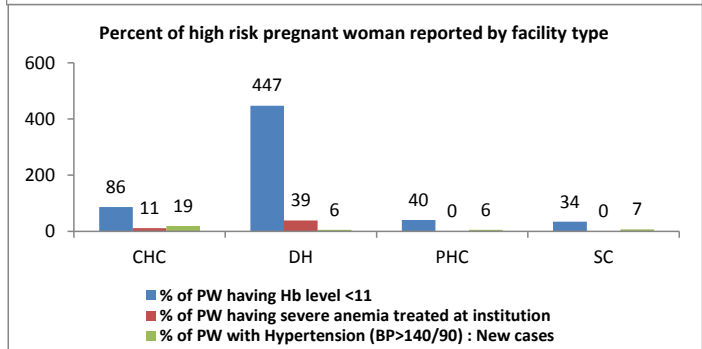
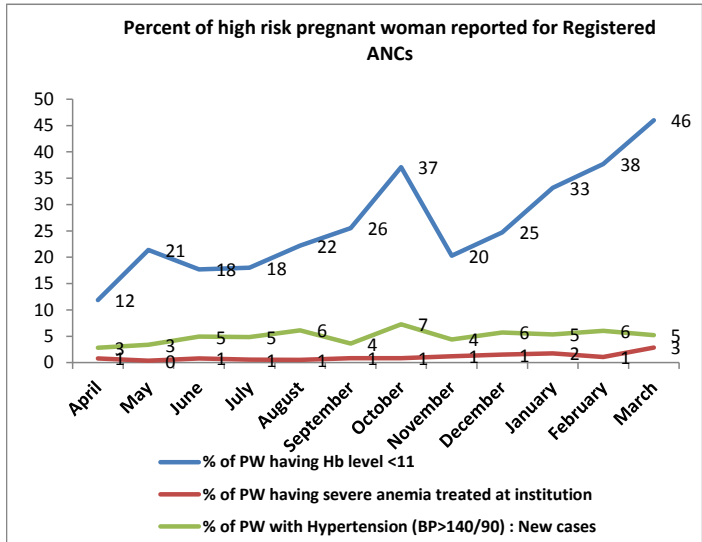
Block	Total Live Births	Still Birth	% of still birth	Number of Newborns weighed at birth	% of newborns weighed at birth	Number of Newborns having weight less than 2 and half kg	% of newborns having < 2.5 kg	Number of Newborns breast fed within 1 hour	% of newborns breast fed within 1 hour
Akaberpur	8521	272	3.1	8438	99.0	269	3.2	8447	99.1
Baskhari	3215	52	1.6	3164	98.4	885	28.0	3174	98.7
Bhiti	1992	39	1.9	1910	95.9	155	8.1	1852	93.0
Bhiyaon	6040	40	0.7	5829	96.5	227	3.9	6025	99.8
Jahangir Ganj	2679	20	0.7	2608	97.3	354	13.6	2256	84.2
Jalapur	7069	60	0.8	6841	96.8	175	2.6	6222	88.0
Katehari	1898	30	1.6	1669	87.9	35	2.1	1669	87.9
Ramnagar	3307	21	0.6	3307	100.0	105	3.2	3307	100.0
Tanda	7071	42	0.6	7068	100.0	210	3.0	7064	99.9
Grand Total	41981	578	1.4	41023	98	2418	5.9	40205	96
AHS (2012-13)					27.8		20.4		36.8

Gaps in Child care :

- 14 still births are reported from the district over 1000 live births and Block Akberpur reported 3 % which is highest in district.
- 96% births are reported as breast fed within 1 hours of births, it is need to check as AHS 2012-13 showing data for 36.8% only.
- 98% children weight at birth and of which 6% LBW while AHS 12-13 estimated this as 20.4.



Ambedkar Nagar -High Risk Pregnancies Services Reported in HMIS during FY 2016-17 (April to March)
High risk PW reporting trends, distribution and progress



Block	Total number of pregnant women Registered for ANC	Number having Hb level<11 (tested cases)	% of having Hb level <11	Number having severe anaemia (Hb<7) treated at institution	% of severe (Hb <7) anemia treated rate at institution	Pregnant women with Hypertension (BP>140/90) : New cases	% of PW with hypertension
DHQ	1523	597		0	0.0	24	
Akaberpur	7207	5129	40.1	203	2.8	1446	11.3
Baskhari	5017	3918	55.6	48	1.0	694	9.9
Bhiti	3860	1365	20.8	20	0.5	362	5.5
Bhiyaon	4640	1428	25.5	28	0.6	9	0.2
Jhangir Ganj	3297	517	7.7	12	0.4	508	7.6
Jalapur	7867	2119	19.9	151	1.9	103	1.0
Katehari	4165	1758	25.6	14	0.3	20	0.3
Ramnagar	4278	728	9.8	0	0.0	146	2.0
Tanda	5232	2388	19.7	43	0.8	457	3.8
Grand Total	47086	19947	26.3	519	1.1	3769	5.0
AHS (2012-13)							

Gaps in HRP :

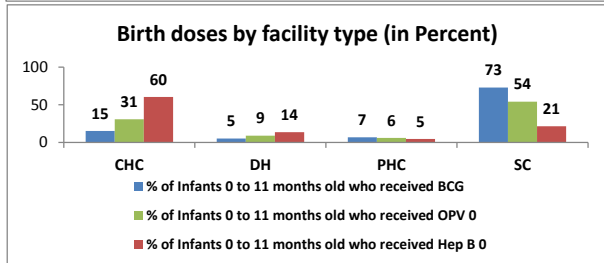
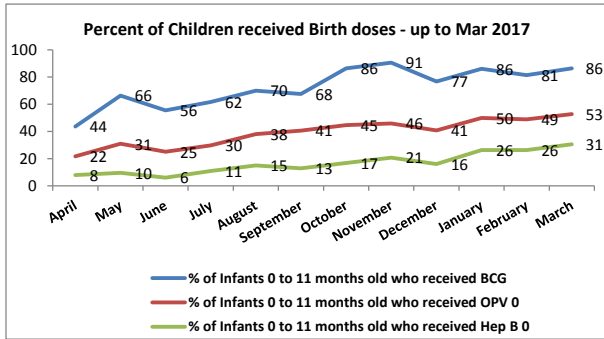
- Hypertensive cases identification is only 5.% of the in the district.
- Over all district reported 26 % PWs are having hb<11 .

Ambedkar Nagar C-Section and Complication treated

S. No.	Block	Institutional Delivery	Preg. with Compl. Attended at facilities	% Preg. with Compl. Attended at facilities	Complications Treated with				C- section conducted				% of C-Section performed
					IV Antibiotics	IV Antihypertensive/ Magsulph Inj.	IV Oxytocics	Blood Transfusion	DH	CHC	PHC	Others	
1	Jahangir Ganj	2557	0	0	0	0	0	0	0	0	0	0	0
2	DHQ	191	3	2	0	0	0	0	0	0	0	0	0
4	Akaberpur	7419	691	9	675	132	653	282	741	0	0	0	10
5	Baskhari	2649	0	0	0	0	0	0	0	0	1	0	0
6	Bhiti	1938	145	7	145	0	34	0	0	0	0	0	0
7	Bhiyaon	2156	0	0	0	0	0	0	0	833	0	0	39
8	Jalapur	5497	4	0	0	0	0	0	0	0	0	0	0
9	Katehari	1667	0	0	0	0	0	0	0	0	0	0	0
10	Ramnagar	2354	27	1	0	0	0	0	0	0	0	0	0
11	Tanda	6643	0	0	0	0	0	0	0	0	0	0	0
	Grand Total	33071	870	2.6	820	132	687	282	741	833	1	0	4.8

Only 2.6% of complications were attended in the district.
C-section is performed at DH in Akaberpur and at CHC in Bhiyaon only in the district.

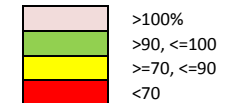
Ambedkar Nagar - Immunisation Services Reported in HMIS during FY 2016-17 (April to March)
Child Immunization trends, Distribution and progress



Block	Est. live birth	Total Live Births	Number of Infants 0 to 11 months old who received BCG	% of Infants 0 to 11 months old who received BCG	Number of Infants 0 to 11 months old who received OPV 0	% of Infants 0 to 11 months old who received OPV 0	Number of Infants 0 to 11 months old who received Hepatitis-B 0	% of Infants 0 to 11 months old who received Hep B 0	Number of Infants 0 to 11 months old who received Measles	% of Infants 0 to 11 months old who received Measles	Children 9 and 11 months fully immunized (BCG+DPT 123+OPV 1+Total)	% of children 9 and 11 months fully immunized
DHQ		189	1412		565		95		1562		1498	
Akaberpur	11636	8521	8442	72.5	5083	43.7	1843	15.8	6361	54.7	6285	54.0
Baskhari	6402	3215	4949	77.3	2739	42.8	1934	30.2	4790	74.8	4784	74.7
Bhiti	5972	1992	3937	65.9	2747	46.0	1071	17.9	3563	59.7	3560	59.6
Bhiyaon	5097	6040	5219	102.4	2267	44.5	833	16.3	4986	97.8	4980	97.7
Jahangir Ganj	6097	2679	3650	59.9	1365	22.4	133	2.2	3461	56.8	3476	57.0
Jalapur	9681	7069	8587	88.7	5860	60.5	2339	24.2	7653	79.1	7557	78.1
Katehari	6242	1898	3946	63.2	1597	25.6	661	10.6	3570	57.2	3571	57.2
Ramnagar	6769	3307	4037	59.6	2044	30.2	1494	22.1	4442	65.6	4424	65.4
Tanda	11037	7071	5943	53.8	2677	24.3	1027	9.3	4986	45.2	4975	45.1
Grand Total	68933	41981	50122	73	26944	39	11430	16.6	45374	65.8	45110	65.4

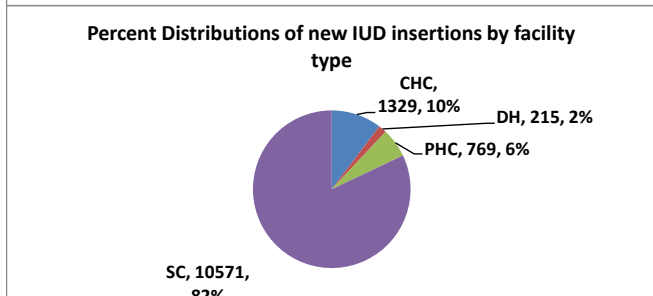
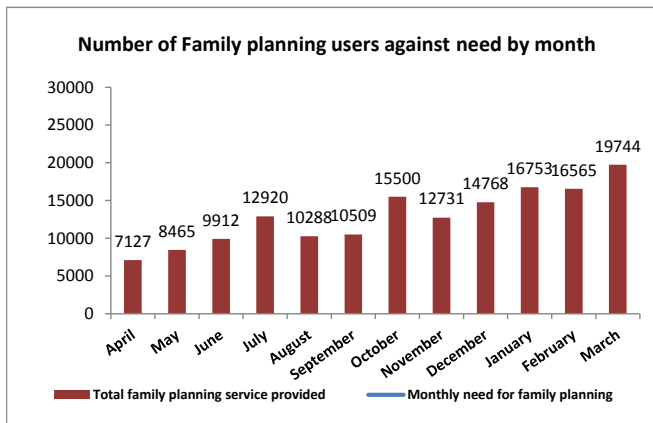
Gaps in Immunization :

- Usually BCG, OPV0 and Hepatitis B0 doses are given at birth time but reporting shows all three are not given at the time of birth even at DH and CHCs, it is showing service gap at facility and need focus monitoring.



Ambedkar Nagar - Family Planning Services Reported in HMIS during FY 2016-17 (April to March)

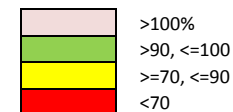
Family planning trends Distribution and progress



Block	Potential unmet need for limiting method	Male Sterilization	Female Sterilization	% achievement for limiting method	Potential unmet need for spacing method	new IUD Insertions	Condom Users	Oral Pills Users	% achievement for spacing method	Total need for family planning	% of Total family planning service provided
DHQ		0	0			254	97	138			
Akaberpur	7187	2	486	6.79	7259	1980	805	677	47.7	43913	9.0
Baskhari	3954	3	223	5.72	3994	1827	673	510	75.4	24162	13.4
Bhiti	3688	1	197	5.37	3725	503	715	413	43.8	22537	8.1
Bhiyaon	3148	0	203	6.45	3179	2029	436	616	96.9	19234	17.1
Jahangir Ganj	3766	0	167	4.43	3804	364	968	1153	65.3	23010	11.5
Jalapur	5979	2	208	3.51	6039	1646	552	502	44.7	36534	8.0
Katehari	3855	2	140	3.68	3894	1300	904	459	68.4	23555	11.9
Ramnagar	4181	0	155	3.71	4223	1659	866	517	72.0	25547	12.5
Tanda	6817	0	208	3.05	6885	1322	294	405	29.4	41652	5.4
Grand Total	42576	20	1987	4.71	43002	12884	13881	11271	88	260142	15.4

Gaps in Family planning :

- 82% of total IUUD perform at Subcenter till month so quality and quantity should be a concern to all Family planning mangers.
- Achievement of spacing method is 88 % and total family planning services provided is 14% only.



List of Indicators covered in HMIS and MCTS

S.No.	Domain	Indicator	Numerator	Denominator	Page no.
1	MCTS	% of mother registered in MCTS against estimated	Total # Mother registered in MCTS	Estimated Pregnancies	3
2	MCTS	% Children registered against estimated	Total # Children registered in MCTS	Estimated live births	3
3	MCTS	% High risk PW reported in MCTS	Sum of pregnant women having hb<7 and any other maternal complication	Total # Registered Mothers in current year	3
4	MCTS	% of Mother received ANC 3 against registered PW with LMP 2014-15	Mother (LMP 2015-16) received ANC 3	Total # pregnant women registered with LMP in 2015-16	3
5	MCTS	% of PW delivered against registered with LMP in 2014-15	Total # Pregnant women (LMP 2015-16) delivered	Total # pregnant women registered with LMP in 2015-16)	3
6	MCTS	% of children received full immunization against children registered in 2014-15	Total # children (DoB 2015-16) received full immunization	Total # Children (DoB 2015-16) registered	3
7	ANC	% of ANC registered to estimated Pregnancy	Total # ANC Registered	Estimated Pregnancy	4
8	ANC	% of ANC registered within 1st trimester	Total # ANC Registered within 1st trim	Total # ANC Registered	4
9	ANC	% of ANC received TT2/Booster	Total # Pregnant women received TT2/Booster	Estimated Pregnancy	4
10	ANC	% of ANC received 3ANC checkups	Total # pregnant women received 3 ANC check ups	Estimated Pregnancy	4
11	Delivery	% delivery reported	Total # Delivery reported	Estimated Delivery	5
12	Delivery	% of Unreported (Missing) Delivery	Total # Delivieri not reported	Estimated Delivery	5
13	Delivery	% of institutional deliveries among estimated delivery	Total # Institutional Delivieri	Estimated Delivery	5
14	Delivery	% of delivered women discharged within 48 hours	Total # Delivered women discharged within 48 hours	Tota # Deliveries conducted at facility	5
15	Delivery	% of JSY incentive paid to mothers	Total # JSY Incentives paid to mothers	Tota # Deliveries conducted at facility	5
16	HRP	% of having Hb level <11	Number having Hb level<11	Estimated Pregnancy	6
17	HRP	% of severe (Hb <7) anemia treated rate at institution	Total # Severe (Hb <7) anemia treated at institution	Total # ANC Registered	6
18	HRP	% of PW with hypertension	Total # Pregnant women with Hypertension (BP>140/90)	Estimated Pregnancy	6
19	HRP	% Pregnant women having Obstetric complication attend at facility	Total # Pregnant women having Obstetric complication attend at facility	Total number of deliveries conducted at public facilities	
20	Child Care	% of Still birth	Total # Still Birth	Sum of Live birth & Still birth	7
21	Child Care	% of newborns weighed at birth	Number of Newborns weighed at birth	Total # Live Births	7
22	Child Care	% of newborns having weight < 2.5 kg	Total # newborns having weight < 2.5 kg	Total # Live Births Weighed	7
23	Child Care	% of newborns breast fed within 1 hour	Total # newborns breast fed within 1 hour	Total # Live Births	7
24	Immunization	% of Infants 0 to 11 months old who received BCG	Total # Infants 0 to 11 months old who received BCG	Total # Estimated Births	8
25	Immunization	% of Infants 0 to 11 months old who received OPV 0	Total # Infants 0 to 11 months old who received OPV 0	Total # Estimated Births	8
26	Immunization	% of Infants 0 to 11 months old who received Hep B 0	Total # Infants 0 to 11 months old who received Hep B 0	Total # Estimated Births	8
27	Immunization	% of Infants 0 to 11 months old who received Measles	Total # Infants 0 to 11 months old who received Measles	Total # Estimated Births	8
28	Immunization	% of children 9 and 11 months fully immunized	Total # children 9 and 11 months fully immunized	Total # Estimated Births	8
29	Family Planning	% achivement for limiting method	Total # Sterilization (Male & Female)	Potential unmet need for limiting method	9
30	Family Planning	% achivement for spacing method	Sum of IUCD and oral Pill users	Potential unmet need for spacing method	9
31	Family Planning	% of Total family planning service provided	Sum of Spacing and Limiting method's users	Potential unmet need for FP Method (Limiting & Spacing & Est Condom users &	9

District - Ambedkar Nagar

Estimates for Year 2016-17

Block	Population	CBR	ANC	Delivery	Immunization	Family planning				
			Estimated Pregnant Women	Estimated deliveries	Estimated No. of live birth	Potential unmet need for limiting method	Potential unmet need for spacing method	Estimated Condom Users	Estimated Traditional Method Users	Total current need for FP # Yearly
Akaberpur	427803	27.2	12800	11753	11636	7187	7259	6397	23071	43913
Baskhari	235383	27.2	7043	6466	6402	3954	3994	3519	12694	24162
Bhiti	219553	27.2	6569	6032	5972	3688	3725	3283	11840	22537
Bhiyaon	187375	27.2	5606	5148	5097	3148	3179	2802	10105	19234
Jahangir Ganj	224159	27.2	6707	6158	6097	3766	3804	3352	12088	23010
Jalapur	355919	27.2	10649	9778	9681	5979	6039	5322	19194	36534
Katehari	229472	27.2	6866	6304	6242	3855	3894	3431	12375	23555
Ramnagar	248878	27.2	7446	6837	6769	4181	4223	3721	13421	25547
Tanda	405772	27.2	12141	11147	11037	6817	6885	6067	21882	41652
Grand Total	2534315	27.2	75827	69623	68933	42576	43002	37893	136671	260142