

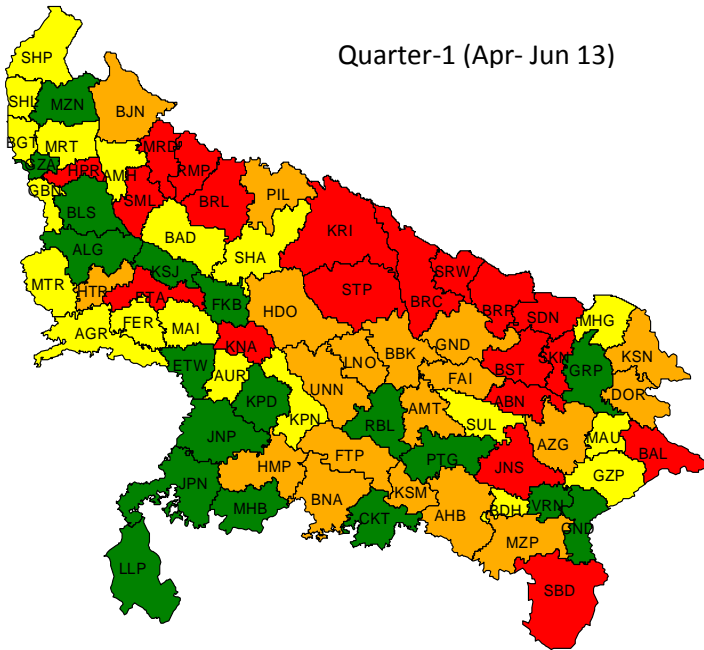
HMIS based Dashboard for Quarter 1 , Year 2014-15

Uttar Pradesh


Quarterly HMIS based Dashboard Year2013-14

Overall performance on RMNCH+A indicators (2013-14)

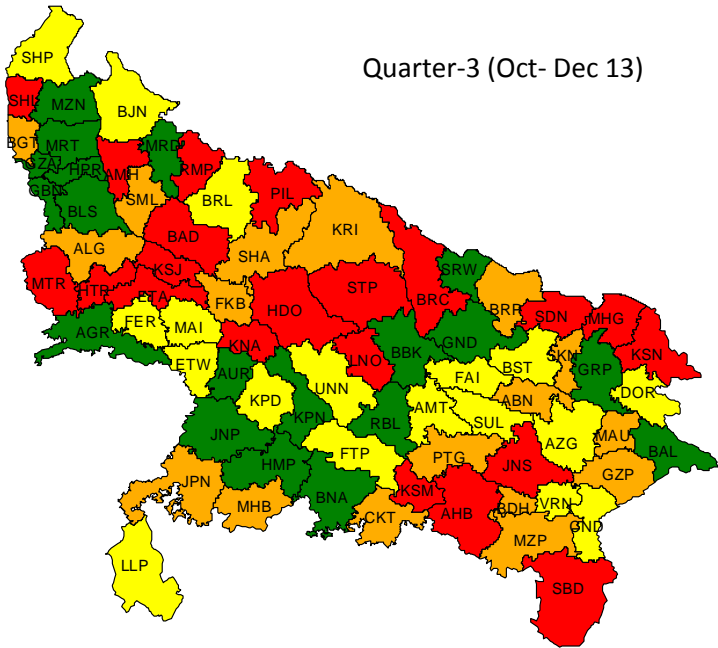
Quarter-1 (Apr- Jun 13)



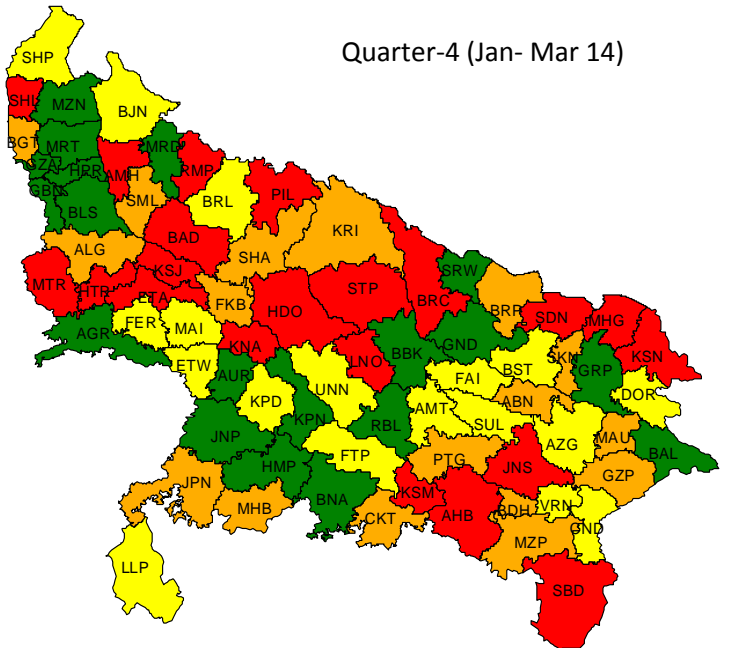
Quarter-2 (Jul- Sep 13)



Quarter-3 (Oct- Dec 13)



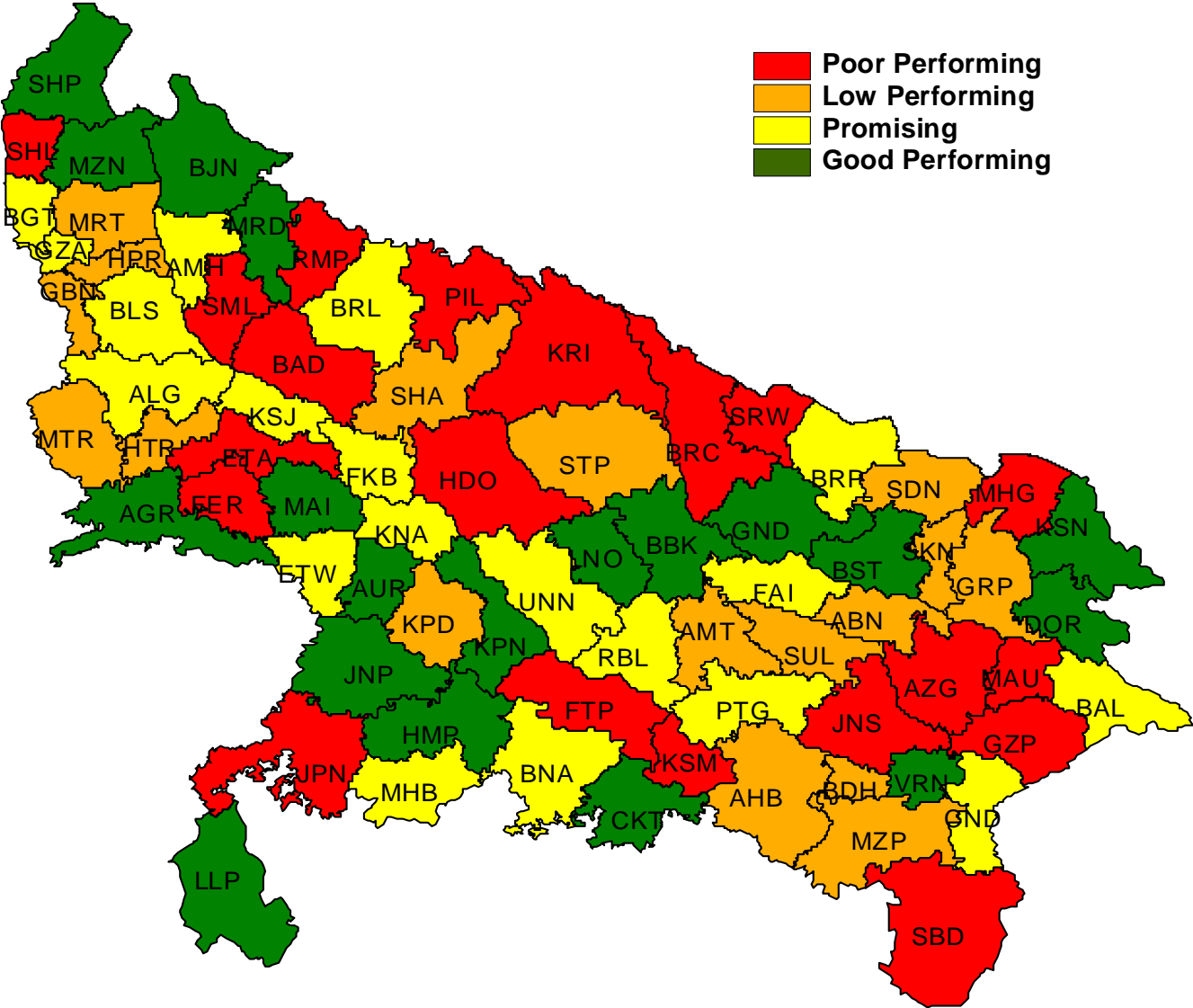
Quarter-4 (Jan- Mar 14)



Good Performing Promising Low Performing Very Low Performing

HMIS based Dashboard for Quarter 1 , Year 2014-15

Overall performance on RMNCH+A indicators-Q1 - (2014-15)



Average Index values - Component wise (HMIS)

Uttar Pradesh- Quarter 1 (Yr 2013-2014)

SN	Blocks	Overall Index	1. Reproductive age group	2. Pregnancy Care	3. Child Birth	4. Postnatal mother and new born Care
1	Agra	0.5596	0.7682	0.5853	0.3463	0.5369
2	Aligarh	0.3721	0.5414	0.2954	0.3019	0.3894
3	Allahabad	0.3507	0.2359	0.2680	0.3017	0.5318
4	Ambedkar Nagar	0.3357	0.0043	0.3456	0.3609	0.5094
5	Auraiya	0.4708	0.6340	0.4047	0.3587	0.5064
6	Azamgarh	0.3309	0.2436	0.1503	0.3716	0.5393
7	Bagpat	0.3599	0.2350	0.2797	0.2939	0.5545
8	Bahraich	0.3295	0.3548	0.1849	0.3390	0.4533
9	Ballia	0.3892	0.2961	0.2872	0.4365	0.5188
10	Balrampur	0.3578	0.4417	0.2293	0.3132	0.4626
11	Banda	0.3627	0.3295	0.3042	0.2108	0.5324
12	Barabanki	0.4320	0.5035	0.3544	0.3770	0.4998
13	Bareilly	0.3739	0.3598	0.3664	0.2763	0.4483
14	Basti	0.4245	0.4854	0.4079	0.2433	0.5134
15	Bijnor	0.3950	0.4547	0.2902	0.4381	0.4383
16	Budaun	0.3350	0.1852	0.4957	0.1823	0.3558
17	Bulandshahar	0.3767	0.2895	0.2902	0.3700	0.5197
18	C S M Nagar	0.3481	0.3269	0.2127	0.3929	0.4693
19	Chandauli	0.3913	0.4672	0.2038	0.3541	0.5555
20	Chitrakoot	0.4426	0.7458	0.2719	0.3455	0.4896
21	Deoria	0.4191	0.2339	0.3371	0.4366	0.6017
22	Etah	0.3337	0.3164	0.3430	0.0760	0.4894
23	Etawah	0.3848	0.3467	0.3000	0.5079	0.4185
24	Faizabad	0.3879	0.3883	0.3516	0.2486	0.5077
25	Farrukhabad	0.3567	0.3322	0.2730	0.4312	0.4103
26	Fatehpur	0.3349	0.3233	0.2550	0.2686	0.4615
27	Firozabad	0.3250	0.3181	0.2732	0.2203	0.4438
28	Gautam Buddha Nagar	0.3379	0.2545	0.3174	0.5885	0.2580
29	Ghaziabad	0.3944	0.2871	0.2329	0.3424	0.6516
30	Ghazipur	0.3195	0.2290	0.2959	0.3434	0.3831
31	Gonda	0.3961	0.6095	0.2818	0.3651	0.4009
32	Gorakhpur	0.3401	0.2092	0.2633	0.3269	0.5035
33	Hamirpur	0.4697	0.4235	0.3811	0.4682	0.5870
34	Hapur	0.3534	0.3227	0.3651	0.2579	0.4174
35	Hardoi	0.3003	0.3322	0.1800	0.2899	0.4079
36	Hathras	0.3450	0.3071	0.4921	0.2049	0.3046
37	Jalaun	0.5455	0.6509	0.5353	0.5122	0.5125
38	Jaunpur	0.3048	0.2185	0.3047	0.3788	0.3122
39	Jhansi	0.3260	0.3434	0.2443	0.4731	0.3091
40	Jyotiba Phule Nagar	0.3766	0.2764	0.4794	0.2214	0.4272

Good Performing

Promising

Low Performing

Very Low Performing

Average Index values - Component wise (HMIS)

Uttar Pradesh- Quarter 1 (Yr 2013-2014)

SN	Blocks	Overall Index	1. Reproductive age group	2. Pregnancy Care	3. Child Birth	4. Postnatal mother and new born Care
41	Kannauj	0.3569	0.3288	0.3165	0.1409	0.5438
42	Kanpur Dehat	0.3437	0.3257	0.2097	0.1206	0.6225
43	Kanpur Nagar	0.4780	0.4953	0.3787	0.3572	0.6393
44	Kashi Ram Nagar	0.3656	0.5415	0.3152	0.1047	0.4669
45	Kaushambi	0.3245	0.3626	0.2850	0.3079	0.3511
46	Kushinagar	0.4164	0.3313	0.5313	0.3229	0.4086
47	Lakhimpur Kheri	0.3068	0.0790	0.2761	0.3712	0.4356
48	Lalitpur	0.4004	0.3238	0.4208	0.3846	0.4353
49	Lucknow	0.4544	0.3543	0.3903	0.6055	0.4881
50	Maharajganj	0.3324	0.2713	0.2215	0.2582	0.5244
51	Mahoba	0.3711	0.4219	0.2088	0.3704	0.5033
52	Mainpuri	0.4376	0.3298	0.4327	0.3527	0.5580
53	Mathura	0.3369	0.3893	0.1548	0.2165	0.5599
54	Maunathbhanjan	0.3311	0.2878	0.1420	0.3742	0.5203
55	Meerut	0.3503	0.1508	0.3151	0.3033	0.5333
56	Mirzapur	0.3446	0.1850	0.2276	0.3719	0.5411
57	Moradabad	0.4281	0.3439	0.4208	0.3694	0.5213
58	Muzaffarnagar	0.4085	0.1889	0.4609	0.4746	0.4483
59	Pilibhit	0.3233	0.3358	0.2462	0.1311	0.5081
60	Pratapgarh	0.3914	0.3387	0.4174	0.4108	0.3855
61	Rae Bareli	0.3731	0.3166	0.3594	0.5541	0.3121
62	Rampur	0.2450	0.2872	0.1816	0.1274	0.3535
63	Saharanpur	0.4313	0.1845	0.3539	0.7196	0.4838
64	Sambhal	0.3242	0.4295	0.2887	0.2270	0.3548
65	Sant Kabir Nagar	0.3472	0.2874	0.2020	0.4345	0.4759
66	Sant Ravidas Nagar	0.3561	0.4223	0.1698	0.3585	0.5013
67	Shahjahanpur	0.3452	0.3150	0.2644	0.2867	0.4791
68	Shamli	0.3235	0.2541	0.2952	0.1707	0.4851
69	Shrawasti	0.2933	0.3333	0.1014	0.2362	0.4955
70	Siddharth Nagar	0.3445	0.3333	0.2536	0.2027	0.5272
71	Sitapur	0.3534	0.2763	0.2543	0.3836	0.4806
72	Sonbhadra	0.3188	0.3279	0.2599	0.2896	0.3898
73	Sultanpur	0.3557	0.4254	0.2889	0.4464	0.3263
74	Unnav	0.3708	0.3129	0.2717	0.3366	0.5250

Good Performing

Promising

Low Performing

Very Low Performing

Average Index values - Component wise (HMIS)

Allahabad- Quarter 1 (Yr 2014-2015)

SN	Blocks	Overall Index	1. Reproductive age group	2. Pregnancy Care	3. Child Birth	4. Postnatal mother and new born Care
1	Bahadurpur	0.4172	0.3333	0.3639	0.2596	0.6153
2	Baharia	0.3683	0.0000	0.4070	0.4550	0.4985
3	Chaka	0.4044	0.3146	0.3551	0.3630	0.5324
4	Dhanupur	0.2909	0.0416	0.2877	0.0969	0.5600
5	Handia	0.4099	0.0000	0.4646	0.3785	0.6200
6	Holagarh	0.4111	0.3333	0.5937	0.0878	0.4690
7	Jasra	0.3205	0.3333	0.3641	0.2420	0.3163
8	Karchhana	0.3779	0.3117	0.4161	0.1623	0.5088
9	Kaundhiyara	0.4215	0.3333	0.4704	0.1154	0.6093
10	Kaurihar	0.4782	0.3333	0.4660	0.3399	0.6604
11	Koraon	0.3553	0.3333	0.2323	0.3336	0.5044
12	Manda	0.2417	0.3333	0.2581	0.0711	0.2727
13	Mauaima	0.2611	0.0714	0.2462	0.3333	0.3464
14	Meja	0.3254	0.3250	0.2954	0.0728	0.5072
15	Phulpur	0.3321	0.3333	0.4062	0.0510	0.4259
16	Pratappur	0.3790	0.3278	0.2702	0.2633	0.5879
17	Saidabad	0.3533	0.3333	0.2936	0.1830	0.5271
18	Shankargarh	0.5259	0.3333	0.5882	0.3733	0.6707
19	Soraon	0.3260	0.2553	0.3293	0.2922	0.3855
20	Uruwa	0.4658	0.3209	0.3269	0.2437	0.8247
21	District Hospital	0.5637	0.2558	0.8186	0.6667	0.4318

Good Performing

Promising

Low Performing

Very Low Performing

Average Index values - Component wise (HMIS)**Bareilly- Quarter 1 (Yr 2014-2015)**

SN	Blocks	Overall Index	1. Reproductive age group	2. Pregnancy Care	3. Child Birth	4. Postnatal mother and new born Care
1	Behedi	0.4337	0.2094	0.6102	0.0731	0.6081
2	Bhamora	0.4435	0.3333	0.5933	0.0144	0.6174
3	Bhojipura	0.2970	0.2693	0.4934	0.0556	0.2619
4	Bithrichainpur	0.3156	0.3096	0.4099	0.0305	0.3959
5	District Hospital	0.6972	0.6667	0.8735	0.6667	0.5574
6	Faridpur	0.3638	0.3453	0.3327	0.1326	0.5447
7	Fatehganj(west)	0.5043	0.2645	0.6572	0.2708	0.6354
8	Kuadanda	0.3733	0.3306	0.1438	0.2175	0.7220
9	Kyara	0.3584	0.3333	0.2764	0.2551	0.5175
10	Majhganwa	0.3172	0.3279	0.2615	0.0472	0.5286
11	Mirganj	0.3622	0.1715	0.4238	0.0825	0.5829
12	Mudia nawi bux	0.4596	0.2845	0.5432	0.2276	0.6204
13	Nawabganj	0.4920	0.1779	0.6543	0.4006	0.5730
14	Ramnagar	0.3330	0.3179	0.6035	0.0532	0.2394
15	Shargarh	0.4106	0.3333	0.5589	0.2068	0.4309
16	dalelnagar	0.3658	0.3139	0.6648	0.0280	0.3007

Good Performing**Promising****Low Performing****Very Low Performing**

Average Index values - Component wise (HMIS)

Badaun- Quarter 1 (Yr 2014-2015)

SN	Blocks	Overall Index	1. Reproductive age group	2. Pregnancy Care	3. Child Birth	4. Postnatal mother and new born Care
1	Asafpur	0.3373	0.3333	0.2095	0.2830	0.4999
2	Bilsi	0.2242	0.0000	0.1990	0.2170	0.3883
3	Binawar	0.3377	0.1818	0.4443	0.0380	0.5043
4	Bisauli	0.3809	0.2619	0.3122	0.2437	0.6035
5	Dahagawan	0.4202	0.3333	0.3815	0.3333	0.5630
6	Dataganj	0.3528	0.3333	0.3236	0.1582	0.5105
7	Dehgawan	0.4621	0.3333	0.4885	0.1842	0.6795
8	Islam Nagar	0.2904	0.0000	0.3130	0.1278	0.5395
9	Islamnagar	0.3525	0.3333	0.2488	0.1848	0.5685
10	Jagat	0.4163	0.2930	0.5433	0.3599	0.3971
11	Jagut	0.3887	0.6364	0.1839	0.0589	0.6426
12	Kakrala	0.3014	0.0000	0.3166	0.2087	0.5226
13	Miaoon	0.4033	0.0000	0.3640	0.4091	0.6810
14	Mion	0.3195	0.0000	0.2701	0.2533	0.6002
15	Qaderchowk	0.2867	0.0000	0.3108	0.2829	0.4370
16	Sahaswan	0.3738	0.3333	0.3307	0.2642	0.5069
17	Saidpur	0.4045	0.2609	0.4067	0.3911	0.4964
18	Samrer	0.3856	0.0606	0.5312	0.3910	0.4318
19	Selarpur	0.2712	0.1820	0.2584	0.2724	0.3368
20	Ujhani	0.2964	0.0526	0.1071	0.2003	0.6896
21	Usawan	0.3780	0.0000	0.3813	0.6131	0.4604
22	Ushawan	0.3523	0.0000	0.3915	0.2663	0.5762
23	Wazirganj	0.3524	0.0000	0.4405	0.2230	0.5532

Good Performing

Promising

Low Performing

Very Low Performing

Average Index values - Component wise (HMIS)**Badaun- Quarter 1 (Yr 2014-2015)**

SN	Blocks	Overall Index	1. Reproductive age group	2. Pregnancy Care	3. Child Birth	4. Postnatal mother and new born Care
1	Balha	0.3512	0.3333	0.3429	0.2306	0.4424
2	Chittaura	0.2340	0.3333	0.0674	0.1830	0.3715
3	District Hospital	0.4822	0.2387	0.6230	0.6667	0.3767
4	Fakharpur	0.2788	0.0000	0.1990	0.4459	0.4255
5	Huzoorpur	0.4016	0.3333	0.4825	0.3254	0.4075
6	Jarwal	0.3861	0.3333	0.2225	0.2206	0.6805
7	Keaserganj	0.4765	0.3333	0.3307	0.3509	0.7835
8	Mahsi	0.3979	0.3333	0.2923	0.2578	0.6263
9	Mihipurwa	0.4131	0.3333	0.2891	0.3783	0.6059
10	Nawabganj	0.3278	0.3333	0.2268	0.0435	0.5960
11	Payagpur	0.4057	0.3333	0.2656	0.4914	0.5377
12	Risia	0.2665	0.3333	0.1889	0.2428	0.3182
13	Shivpur	0.4015	0.3333	0.2546	0.3271	0.6339
14	Tejwapur	0.4117	0.4912	0.3873	0.2798	0.4675
15	Visheshwerganj	0.3769	0.3333	0.2480	0.3554	0.5448

Good Performing**Promising****Low Performing****Very Low Performing**

Average Index values - Component wise (HMIS)**Balrampur- Quarter 1 (Yr 2014-2015)**

SN	Blocks	Overall Index	1. Reproductive age group	2. Pregnancy Care	3. Child Birth	4. Postnatal mother and new born Care
1	Balrampur	0.4195	0.3333	0.5501	0.9870	0.0000
2	Gainsdasbujhurg	0.3676	0.3333	0.3099	0.2048	0.5436
3	Gaisandi	0.3494	0.3333	0.1456	0.2602	0.6163
4	Heryasethghrwa	0.4022	0.3333	0.1380	0.3044	0.7663
5	Panchperwa	0.3409	0.0000	0.1741	0.3033	0.7349
6	Reharabazar	0.4224	0.3333	0.1522	0.2654	0.8403
7	Sridattganj	0.4014	0.3333	0.1709	0.3020	0.7325
8	Tulsipur	0.4572	0.6498	0.3660	0.0857	0.6557
9	Uttroula	0.3606	0.3333	0.2115	0.2138	0.6140
10	District Hospital	0.3442	0.2531	0.2275	0.4140	0.4738

Good Performing**Promising****Low Performing****Very Low Performing**

Average Index values - Component wise (HMIS)**Etah- Quarter 1 (Yr 2014-2015)**

SN	Blocks	Overall Index	1. Reproductive age group	2. Pregnancy Care	3. Child Birth	4. Postnatal mother and new born Care
1	Aliganj	0.2785	0.3104	0.4090	0.0269	0.2799
2	Awagarh	0.3979	0.3333	0.6564	0.0128	0.4092
3	District Hospital	0.3068	0.2722	0.2900	0.3333	0.3283
4	Jaithra	0.4293	0.3042	0.5432	0.0387	0.6247
5	Jalsar	0.3806	0.3193	0.3866	0.0628	0.6019
6	Marhera	0.4445	0.0000	0.6924	0.3438	0.5236
7	Nidholikala	0.3894	0.2855	0.4390	0.0178	0.6253
8	Sitalpur	0.3191	0.2467	0.3524	0.0000	0.5206
9	Skiit	0.3366	0.3234	0.4114	0.0225	0.4581

Good Performing**Promising****Low Performing****Very Low Performing**

Average Index values - Component wise (HMIS)**Faizabad- Quarter 1 (Yr 2014-2015)**

SN	Blocks	Overall Index	1. Reproductive age group	2. Pregnancy Care	3. Child Birth	4. Postnatal mother and new born Care
1	Amaniganj	0.4235	0.6667	0.1750	0.4264	0.5242
2	Bikapur	0.3790	0.3814	0.3634	0.1866	0.5086
3	Faizabad	0.5062	0.3267	0.5579	0.6667	0.4658
4	Harington ganj	0.3896	0.3333	0.1945	0.1119	0.7849
5	Masaudha	0.3609	0.3333	0.4266	0.0000	0.5283
6	Mawai	0.3691	0.3333	0.5528	0.2594	0.2728
7	Maya Bazar	0.2701	0.0000	0.2339	0.2534	0.4783
8	Milkipur	0.3412	0.3263	0.1390	0.1959	0.6396
9	Poora Bazar	0.4600	0.3269	0.6628	0.2885	0.4398
10	RUDAULI	0.3650	0.3333	0.3406	0.1185	0.5562
11	Sohawal	0.2876	0.3105	0.1725	0.1467	0.4734
12	Tarun	0.1912	0.0000	0.1823	0.0639	0.3912

Good Performing**Promising****Low Performing****Very Low Performing**

Average Index values - Component wise (HMIS)**Gonda- Quarter 1 (Yr 2014-2015)**

SN	Blocks	Overall Index	1. Reproductive age group	2. Pregnancy Care	3. Child Birth	4. Postnatal mother and new born Care
1	Bamanjeet	0.2357	0.0000	0.3384	0.2362	0.2741
2	Belsar	0.2564	0.0000	0.4204	0.0000	0.4000
3	Colonalganj	0.4114	0.3333	0.3682	0.4731	0.4645
4	District Hospital	0.4201	0.0000	0.5085	0.4247	0.5809
5	Hadhermau	0.4217	0.3333	0.4139	0.2307	0.5971
6	Itiathok	0.4536	0.3333	0.4722	0.3333	0.5792
7	KatraBazar	0.4166	0.3333	0.3133	0.4300	0.5617
8	Mankapur	0.3912	0.4086	0.2422	0.2315	0.6254
9	Maskanwa	0.3644	0.0000	0.5447	0.2852	0.4503
10	Mujhana	0.4488	0.5210	0.3941	0.2611	0.5727
11	Nawabganj	0.4383	0.3333	0.2756	0.4846	0.6362
12	Pandari Kripal	0.5128	0.3295	0.3357	0.6318	0.7285
13	Parsupur	0.3846	0.0000	0.4222	0.3453	0.6013
14	Quazeedevar	0.4447	0.3333	0.2831	0.6012	0.5794
15	Rupaideeh	0.5338	0.3333	0.3740	0.5194	0.8227
16	Tarabganj	0.4706	0.3333	0.4108	0.3690	0.6735
17	Wajeerganj	0.5144	0.3333	0.4768	0.4371	0.7071

Good Performing**Promising****Low Performing****Very Low Performing**

Average Index values - Component wise (HMIS)

Badaun- Quarter 4 (Yr 2013-2014)

SN	Blocks	Overall Index	1. Reproductive age group	2. Pregnancy Care	3. Child Birth	4. Postnatal mother and new born Care
1	Ahirori	0.2674	0.0000	0.3646	0.2192	0.3596
2	Barkhani	0.6277	0.3333	0.7686	0.5507	0.7096
3	Bawan	0.4629	0.0000	0.3499	0.4001	0.8914
4	Behander	0.5405	0.3333	0.5705	0.5461	0.6314
5	Bharawan	0.5184	0.3333	0.7950	0.3723	0.4406
6	Bilgram	0.3870	0.0000	0.4109	0.2646	0.6686
7	District Hospital	0.3840	0.3333	0.4131	0.1677	0.5152
8	Hariyanwa	0.4466	0.3333	0.4026	0.3426	0.6209
9	Harpalpur	0.5546	0.3333	0.6125	0.4107	0.7157
10	Kachhuna	0.4571	0.3283	0.2889	0.3365	0.7748
11	Kothanwa	0.4191	0.3333	0.4825	0.1300	0.5807
12	Madhouganj	0.5119	0.3333	0.4505	0.3045	0.8048
13	Malanwan	0.6289	0.3333	0.6281	0.4952	0.8871
14	Pihani	0.5332	0.3333	0.4813	0.6667	0.6250
15	Sahabad	0.3589	0.0000	0.3576	0.4041	0.5485
16	Sandi	0.4691	0.3333	0.4212	0.3790	0.6525
17	Sandila	0.3834	0.0000	0.5837	0.5425	0.3178
18	Sursa	0.5692	0.3333	0.5258	0.1848	0.9847
19	Tandiyawan	0.3440	0.0000	0.5140	0.1341	0.5063
20	Tondarpur	0.5039	0.3333	0.6102	0.0835	0.7522

Good Performing

Promising

Low Performing

Very Low Performing

Average Index values - Component wise (HMIS)**Kannauj- Quarter 4 (Yr 2014-2015)**

SN	Blocks	Overall Index	1. Reproductive age group	2. Pregnancy Care	3. Child Birth	4. Postnatal mother and new born Care
1	Chibramau	0.4453	0.0000	0.6572	0.1258	0.6923
2	Gugrapur	0.4038	0.3333	0.4145	0.1512	0.5868
3	Hasren	0.3909	0.3333	0.4595	0.1785	0.4843
4	Jalalabad	0.3813	0.1586	0.2421	0.6667	0.4828
5	Kannauj	0.2434	0.1390	0.3807	0.1392	0.2314
6	Saurikh	0.3216	0.2604	0.2926	0.0692	0.5387
7	Telgram	0.4683	0.2831	0.4454	0.1498	0.7933
8	Umarda	0.2388	0.3021	0.1035	0.0669	0.4393

Good Performing**Promising****Low Performing****Very Low Performing**

Average Index values - Component wise (HMIS)**Kasganj- Quarter 1 (Yr 2014-2015)**

SN	Blocks	Overall Index	1. Reproductive age group	2. Pregnancy Care	3. Child Birth	4. Postnatal mother and new born Care
1	Amapur	0.3807	0.3333	0.3604	0.3648	0.4390
2	Ganjdunwara	0.4606	0.3333	0.7188	0.1001	0.4949
3	Kasganj	0.3803	0.3333	0.4903	0.3333	0.3266
4	Patiyali	0.4400	0.3333	0.7531	0.0000	0.4548
5	Sahawar	0.2765	0.3333	0.1210	0.0595	0.5281
6	Sidhpura	0.4254	0.3333	0.4502	0.0209	0.6986
7	Soron	0.4161	0.3333	0.5018	0.1284	0.5525

Good Performing**Promising****Low Performing****Very Low Performing**

Average Index values - Component wise (HMIS)**Lakhimpur Kheri- Quarter 1 (Yr 2014-2015)**

SN	Blocks	Overall Index	1. Reproductive age group	2. Pregnancy Care	3. Child Birth	4. Postnatal mother and new born Care
1	Bakeganj	0.3255	0.2267	0.3108	0.1878	0.4821
2	Behjam	0.3689	0.3333	0.3670	0.2149	0.4845
3	Bijua	0.2874	0.0000	0.1238	0.4156	0.5465
4	District Hospital	0.3650	0.0000	0.5204	0.3333	0.4477
5	Dharora	0.2574	0.3333	0.0300	0.1820	0.4844
6	Isanagar	0.4122	0.3333	0.3287	0.1796	0.6825
7	Kumbhi	0.3257	0.3333	0.1882	0.2835	0.4840
8	Mitoli	0.3831	0.3333	0.2141	0.3528	0.6001
9	Mohamdi Kheri	0.1824	0.0000	0.1685	0.1797	0.3075
10	Nakha	0.3788	0.3333	0.1883	0.4054	0.5807
11	Nighasan	0.5066	0.6603	0.5429	0.2453	0.5348
12	Pallia	0.2765	0.0000	0.1430	0.1673	0.6413
13	Pasgawa	0.3374	0.3333	0.1963	0.2989	0.5041
14	Phardhan	0.3490	0.0000	0.2514	0.2624	0.7079
15	Phoolbhar	0.3840	0.3333	0.3011	0.1076	0.6631
16	Ramia Behar	0.4258	0.0000	0.4648	0.4538	0.6255

Good Performing**Promising****Low Performing****Very Low Performing**

Average Index values - Component wise (HMIS)**Maharajganj- Quarter1 (Yr 202014-15)**

SN	Blocks	Overall Index	1. Reproductive age group	2. Pregnancy Care	3. Child Birth	4. Postnatal mother and new born Care
1	Barzmanganj	0.3696	0.3333	0.5780	0.4596	0.1289
2	Dhani	0.4377	0.0000	0.5601	0.4054	0.5974
3	Feranda	0.4554	0.3333	0.5019	0.5526	0.4238
4	Ghghli	0.4278	0.3231	0.4471	0.4265	0.4722
5	Lachmipur	0.4901	0.3333	0.4270	0.6400	0.5573
6	Maharajganj	0.3721	0.0939	0.3556	0.7718	0.3158
7	Mithora	0.3124	0.3209	0.2940	0.4256	0.2580
8	Naothnawan	0.4224	0.0000	0.4084	0.4280	0.6864
9	Nichlol	0.3881	0.3170	0.5839	0.2140	0.3395
10	Paniyara	0.2647	0.3333	0.0655	0.3195	0.3898
11	Partawal	0.4774	0.3333	0.3992	0.0918	0.8733
12	Siswa	0.4831	0.6338	0.4330	0.3610	0.5160

Good Performing**Promising****Low Performing****Very Low Performing**

Average Index values - Component wise (HMIS)**Mirzapur-Quarterly(April to June, 14)**

SN	Blocks	Overall Index	1. Reproductive age group	2. Pregnancy Care	3. Child Birth	4. Postnatal mother and new born Care
1	Chhanve	0.4168	0.3333	0.2560	0.3746	0.6528
2	City	0.3547	0.3333	0.5324	0.0000	0.4025
3	District Hospital	0.4681	0.1821	0.6146	0.6667	0.3741
4	Hallia	0.2356	0.0000	0.2267	0.1858	0.4156
5	Jamalpur	0.2136	0.0000	0.1001	0.1050	0.5203
6	Kone	0.3755	0.0000	0.5575	0.2916	0.4691
7	Lalganj	0.3092	0.3306	0.2974	0.0605	0.4573
8	Manjhwan	0.3968	0.3333	0.4821	0.0244	0.5731
9	Marihan Patehara	0.3208	0.0000	0.6145	0.0396	0.3882
10	Naraynpur	0.3740	0.3600	0.2815	0.1328	0.6197
11	Pahadi	0.3186	0.0000	0.4035	0.1050	0.5530
12	Rajgarh	0.4075	0.0000	0.3469	0.3572	0.7427
13	Sikhar	0.4900	0.3274	0.4425	0.3372	0.7266

Good Performing**Promising****Low Performing****Very Low Performing**

Average Index values - Component wise (HMIS)**Sant Kabir Nagar- Q1(Yr 2014-15)**

SN	Blocks	Overall Index	1. Reproductive age group	2. Pregnancy Care	3. Child Birth	4. Postnatal mother and new born Care
1	Belahar Kala	0.4955	0.3333	0.4087	0.4003	0.7367
2	Bghouli	0.4182	0.3333	0.5279	0.1470	0.5222
3	Haisar Bazar	0.5211	0.3333	0.7047	0.5459	0.4353
4	Khililabad	0.5248	0.2890	0.6434	0.6123	0.4952
5	Mehadawal	0.3909	0.3333	0.4153	0.3490	0.4261
6	Nathnagar	0.4735	0.3333	0.5171	0.2091	0.6725
7	Pouli	0.4690	0.3333	0.6302	0.4213	0.4176
8	Santha	0.4821	0.3333	0.3906	0.2663	0.7924
9	Semariyawa	0.4536	0.0000	0.7205	0.3333	0.5309

Good Performing**Promising****Low Performing****Very Low Performing**

Average Index values - Component wise (HMIS)**Shahjahanpur- Quarter-1, (Year 2014-15)**

SN	Blocks	Overall Index	1. Reproductive age group	2. Pregnancy Care	3. Child Birth	4. Postnatal mother and new born Care
1	Banda	0.4309	0.3333	0.2230	0.5008	0.6554
2	Bhawalkheda	0.4170	0.3333	0.3461	0.1124	0.7208
3	District Hospital	0.4477	0.3333	0.5575	0.3567	0.4612
4	Jaitipur	0.2366	0.3333	0.2821	0.0130	0.2671
5	Jalalabad	0.3917	0.3333	0.2739	0.2265	0.6436
6	Kalan	0.4002	0.3333	0.3244	0.1122	0.6888
7	Kanth	0.5730	0.3333	0.6904	0.2462	0.7954
8	Khutar	0.4836	0.3333	0.5789	0.0382	0.7457
9	Kuhudaganj	0.5157	0.3333	0.4721	0.3530	0.7664
10	Mirzapur	0.4164	0.3333	0.3873	0.4443	0.4785
11	Nigohi	0.3419	0.3333	0.2583	0.0376	0.6134
12	Puwaya	0.3439	0.3333	0.3049	0.0813	0.5468
13	Sidhouli	0.3539	0.3333	0.3780	0.0188	0.5431
14	Tilhar	0.3427	0.3333	0.2448	0.0719	0.6089
15	dadroul	0.3301	0.3333	0.2445	0.1783	0.5049

Good Performing**Promising****Low Performing****Very Low Performing**

Average Index values - Component wise (HMIS)**Shrawasti- Quarter 1 (Yr 2014-2015)**

SN	Blocks	Overall Index	1. Reproductive age group	2. Pregnancy Care	3. Child Birth	4. Postnatal mother and new born Care
1	Gilaula	0.2258	0.3333	0.1060	0.0199	0.4046
2	Hariharpur Rani	0.2785	0.3333	0.3465	0.0000	0.3446
3	Ikauna	0.3052	0.3333	0.2379	0.3333	0.3387
4	Jamunaha	0.3633	0.3333	0.4000	0.0105	0.5561
5	SIRSIYA	0.2509	0.3333	0.4744	0.0513	0.0978

Good Performing**Promising****Low Performing****Very Low Performing**

Average Index values - Component wise (HMIS)**Siddhartha Nagar- Quarter 1 (Yr 2014-2015)**

SN	Blocks	Overall Index	1. Reproductive age group	2. Pregnancy Care	3. Child Birth	4. Postnatal mother and new born Care
1	Badani	0.4011	0.0000	0.4681	0.1328	0.7357
2	Bansi	0.5198	0.3333	0.5485	0.3990	0.6754
3	Bhanwapur	0.4695	0.0000	0.5365	0.1270	0.8896
4	Birdpur	0.4219	0.3333	0.3527	0.2115	0.6704
5	District Hospital	0.2013	0.0000	0.2000	0.3333	0.2441
6	Dumaria	0.3669	0.0000	0.5008	0.1370	0.5909
7	Itawa	0.4131	0.0000	0.4267	0.1636	0.7971
8	Jogia	0.4229	0.0000	0.5663	0.2406	0.6427
9	Khsrha	0.4544	0.3333	0.3565	0.2381	0.7546
10	Khuniywa	0.4283	0.0000	0.5165	0.1194	0.7826
11	Mithwal	0.3745	0.0000	0.3940	0.2925	0.6288
12	Nougarh	0.4474	0.0000	0.5955	0.4338	0.5757
13	Sohartgarh	0.1200	0.0000	0.0000	0.0000	0.3841
14	Uska Bazar	0.3330	0.0000	0.3921	0.6700	0.2715

Good Performing**Promising****Low Performing****Very Low Performing**

Average Index values - Component wise (HMIS)

Allahabad- Quarter 1 (Yr 2014-2015)

SN	Blocks	Overall Index	1. Reproductive age group	2. Pregnancy Care	3. Child Birth	4. Postnatal mother and new born Care
1	Aeliya	0.4577	0.3333	0.4004	0.3700	0.6421
2	Behta	0.4586	0.3333	0.5774	0.2435	0.5439
3	Biswan	0.5286	0.3333	0.3761	0.3346	0.9147
4	District Hospital	0.4348	0.7407	0.2732	0.6667	0.2737
5	Gondlamau	0.4088	0.3333	0.5902	0.0492	0.4886
6	Hergaon	0.4038	0.3333	0.4928	0.2005	0.4790
7	Kasmanda	0.3989	0.3333	0.4958	0.2436	0.4346
8	Khiarabad	0.4211	0.3333	0.4985	0.1544	0.5563
9	Laharpur	0.3602	0.0000	0.2876	0.3331	0.6651
10	Machrehta	0.4393	0.3333	0.7202	0.0098	0.4797
11	Mahmudabad	0.3736	0.0000	0.6972	0.2762	0.3327
12	Maholi	0.3935	0.3240	0.3775	0.1062	0.6236
13	Mishirikh	0.5620	0.3333	0.7037	0.5480	0.5658
14	Pahla	0.3774	0.0000	0.3320	0.3333	0.6757
15	Persendi	0.4089	0.3333	0.6141	0.2287	0.3571
16	Pisawan	0.4103	0.3333	0.5426	0.3321	0.3711
17	Rampur Mathura	0.3150	0.0000	0.4125	0.0567	0.5614
18	Reusa	0.3904	0.3333	0.5930	0.3885	0.2231
19	Sakran	0.3218	0.0000	0.5500	0.3372	0.2774
20	Sidhauli	0.4715	0.2884	0.6884	0.4776	0.3607

Good Performing

Promising

Low Performing

Very Low Performing

Average Index values - Component wise (HMIS)**Sonbhadra -Quarter-1, (Yr 2014-2015)**

SN	Blocks	Overall Index	1. Reproductive age group	2. Pregnancy Care	3. Child Birth	4. Postnatal mother and new born Care
1	Bhabni	0.3911	0.3333	0.6619	0.3509	0.1791
2	Chatra	0.5158	0.3333	0.4627	0.6667	0.5880
3	Chopen	0.3229	0.3333	0.1787	0.5050	0.3514
4	Dudhi	0.4537	0.3333	0.6382	0.2239	0.4791
5	Ghorahawal	0.2586	0.3333	0.1318	0.0390	0.4725
6	Myoerpur	0.2758	0.0000	0.4813	0.1682	0.3005
7	Nagawa	0.4230	0.3333	0.6112	0.3230	0.3487
8	Ravertganj	0.3639	0.0275	0.3243	0.4305	0.5655

Good Performing**Promising****Low Performing****Very Low Performing**

Average Index values - Component wise (HMIS)**Kaushambi- Quarter 4 (Yr 2013-2014)**

SN	Blocks	Overall Index	1. Reproductive age group	2. Pregnancy Care	3. Child Birth	4. Postnatal mother and new born Care
1	Chayal	0.3968	0.3333	0.3267	0.5247	0.4283
2	District Hospital	0.3120	0.1310	0.2000	0.3333	0.5199
3	Kaneli	0.5571	0.0000	0.6939	0.3333	0.8889
4	Kara	0.3052	0.0000	0.4325	0.4720	0.2608
5	Manjhanpur	0.3122	0.3286	0.2539	0.1103	0.4818
6	Muratganj	0.5985	0.9816	0.5807	0.3797	0.5179
7	Nawada	0.4001	0.3333	0.5492	0.2204	0.3988
8	Sarswan	0.4137	0.3333	0.4912	0.3169	0.4425

Good Performing**Promising****Low Performing****Very Low Performing**

Average Index values - Component wise (HMIS)**Pilibhit- Quarter 1 (Yr 2014-2015)**

SN	Blocks	Overall Index	1. Reproductive age group	2. Pregnancy Care	3. Child Birth	4. Postnatal mother and new born Care
1	Amaria	0.4484	0.2801	0.5838	0.0000	0.6831
2	Barkhera	0.3726	0.2929	0.6685	0.1208	0.2756
3	Bilsanda	0.5401	0.3102	0.8977	0.0765	0.5985
4	Bisalpur	0.5334	0.3049	0.7144	0.2137	0.6813
5	Lalaurikhera	0.5459	0.3038	0.6587	0.6667	0.5058
6	Marouri	0.5454	0.3333	0.6683	0.2204	0.7448
7	Puranpur	0.5542	0.2756	0.7014	0.2201	0.7746
8	District Hospital	0.2309	0.3333	0.0000	0.5685	0.1977

Good Performing**Promising****Low Performing****Very Low Performing**

Average Index values - Component wise (HMIS)

Barabanki- Quarter 1 (Yr 2014-15)

SN	Blocks	Overall Index	1. Reproductive age group	2. Pregnancy Care	3. Child Birth	4. Postnatal mother and new born Care
1	Banikoder	0.4899	0.3333	0.5638	0.3441	0.5975
2	Banki	0.5378	0.3333	0.5759	0.1659	0.8453
3	District Hospital	0.3647	0.3996	0.2000	0.3333	0.5273
4	Dariyabad	0.5169	0.3333	0.5826	0.3818	0.6422
5	Dewa	0.4219	0.3333	0.5089	0.3359	0.4398
6	Fatehpur	0.4046	0.3333	0.5533	0.2093	0.4157
7	Haidergarh	0.5106	0.8318	0.5587	0.1715	0.4733
8	Harakh	0.5304	0.6667	0.6828	0.4704	0.3323
9	Masouli	0.4989	0.3010	0.5694	0.4375	0.5841
10	Nindura	0.5240	0.3333	0.6357	0.2689	0.6798
11	Puradali	0.6083	0.3333	0.5647	0.6338	0.8016
12	Ramnagar	0.4322	0.0000	0.6422	0.1551	0.6476
13	Siddhaur	0.3956	0.3095	0.5010	0.3336	0.3790
14	Sirauli Gaus Pur	0.4597	0.3333	0.4874	0.4902	0.4897
15	Suratganj	0.4606	0.3333	0.4724	0.2201	0.6693
16	Trivadi Ganj	0.5202	0.3333	0.6584	0.1488	0.7171

Good Performing

Promising

Low Performing

Very Low Performing

Average Index values - Component wise (HMIS)**Farrukhabad- Quarter 1 (Yr 2014-2015)**

SN	Blocks	Overall Index	1. Reproductive age group	2. Pregnancy Care	3. Child Birth	4. Postnatal mother and new born Care
1	Baraun	0.4164	0.3333	0.3774	0.2187	0.6239
2	District Hospital	0.4400	0.6667	0.2609	0.6667	0.3470
3	Kamalganj	0.4919	0.3114	0.5099	0.3842	0.6469
4	Kayamganj	0.3917	0.3027	0.4274	0.5167	0.3344
5	Mohamudabad	0.5448	0.3333	0.6421	0.3333	0.7014
6	Nawabganj	0.3611	0.3333	0.4055	0.0992	0.4903
7	Rajapur	0.3883	0.3333	0.5586	0.2181	0.3531
8	Samsabad	0.4125	0.3333	0.5145	0.1082	0.5404

Good Performing**Promising****Low Performing****Very Low Performing**

Average Index values - Component wise (HMIS)**Rampur- Quarter 1 (Yr 2014-2015)**

SN	Blocks	Overall Index	1. Reproductive age group	2. Pregnancy Care	3. Child Birth	4. Postnatal mother and new born Care
1	Bilaspur	0.2318	0.2943	0.2547	0.2071	0.1861
2	Chamraua	0.3141	0.3333	0.4946	0.0573	0.2760
3	Milak	0.3950	0.3333	0.3982	0.3333	0.4658
4	SHAHBAD	0.2520	0.3333	0.2109	0.2039	0.2730
5	SWAR	0.4264	0.2999	0.6401	0.2912	0.3697
6	Saidnagar	0.4513	0.3333	0.7784	0.0000	0.4659
7	TANDA	0.5416	0.3333	0.7368	0.0844	0.7455
8	District Hospital	0.3041	0.0000	0.2764	0.5351	0.3756

Good Performing**Promising****Low Performing****Very Low Performing**