


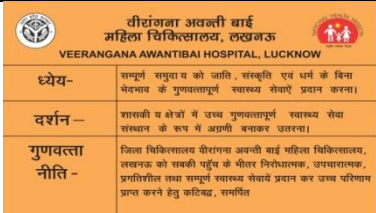








FACILITY SPECIFIC INSTALLATION OF ADDITIONAL PACKAGE (revised 4Dec)

SI No	Items to be installed in 1285 facilities in UP	Specification and location for fixing the specified items																																											
1	<p>Reflective board for over head gate of the hospital</p> 	<p>Size of board: 12 feet x 4 feet Material – Iron sheet on iron frame with self adhesive vinyl with radium printing. Placement: fixed over main gate only with black paint finish with primer base. One each for L2 and L3 It is subject to change up to 60sqft.</p>																																											
2	<p>Top of hospital</p> 	<p>Size of board: 12 feet x 4 feet Material: GLOW SIGN BOARD, pre-quoted sheet (rust free). Electrical fitting with Tube light at every 4 sqft with electronic choke with ISI mark, back let star flex. One each in L2 and L3 Mounting: 1 inch thickness pipe for frame Placement: fixed above building with concrete mounting and necessary civil work.</p>																																											
3		<p>size- Size of board:4 feet x 3 feet both size printing. Material – Iron sheet on iron frame with self adhesive vinyl with radium printing. Placement: fixed near main gate/ junction with black paint finish with primer base along with necessary civil work. One each for L2 and L3</p>																																											
4	<table border="1"> <thead> <tr> <th>कक्ष सं०</th> <th>द्वितीय तल</th> <th>Second Floor</th> </tr> </thead> <tbody> <tr> <td></td> <td>ओ पी डी - बाल रोग</td> <td>OPD - Paediatrics</td> </tr> <tr> <td></td> <td>टीकाकरण कक्ष</td> <td>Immunization Room</td> </tr> <tr> <td></td> <td>ओ पी डी - आयुष</td> <td>OPD - Ayush</td> </tr> <tr> <td></td> <td></td> <td></td> </tr> <tr> <td></td> <td></td> <td></td> </tr> <tr> <td></td> <td></td> <td></td> </tr> <tr> <td></td> <td></td> <td></td> </tr> <tr> <td></td> <td></td> <td></td> </tr> <tr> <td></td> <td></td> <td></td> </tr> <tr> <td></td> <td></td> <td></td> </tr> </tbody> </table> <table border="1"> <tbody> <tr> <td>अपघटि भण्डार</td> <td>Medical Store</td> </tr> <tr> <td>निकाई कमरा</td> <td>Record Room</td> </tr> <tr> <td>सामाना</td> <td>Training Room</td> </tr> <tr> <td>सफाई केंद्र कमरा</td> <td>Clean Labour Room</td> </tr> <tr> <td>वार्ड नं० 2</td> <td>Ward No. 2</td> </tr> </tbody> </table>	कक्ष सं०	द्वितीय तल	Second Floor		ओ पी डी - बाल रोग	OPD - Paediatrics		टीकाकरण कक्ष	Immunization Room		ओ पी डी - आयुष	OPD - Ayush																						अपघटि भण्डार	Medical Store	निकाई कमरा	Record Room	सामाना	Training Room	सफाई केंद्र कमरा	Clean Labour Room	वार्ड नं० 2	Ward No. 2	<p>Size of board: 4 feet x 3 feet to be done both creative in one boards only. Material: 3 mm Imported Acrylic sheet with vinyl pasting with radium. Mounting with screw and stud Placement: Location: Near emergency /OPD entrance/ junctions in L3 facilities Women and Combined hospital and FRU CHC only.</p>
कक्ष सं०	द्वितीय तल	Second Floor																																											
	ओ पी डी - बाल रोग	OPD - Paediatrics																																											
	टीकाकरण कक्ष	Immunization Room																																											
	ओ पी डी - आयुष	OPD - Ayush																																											
अपघटि भण्डार	Medical Store																																												
निकाई कमरा	Record Room																																												
सामाना	Training Room																																												
सफाई केंद्र कमरा	Clean Labour Room																																												
वार्ड नं० 2	Ward No. 2																																												
5		<p>Size of board: 3 ft x2 ft Material: mm Imported Acrylic sheet with vinyl pasting Entrance of facilities in every floor. In L3 district women and combined facilities.</p>																																											

<p>6</p>		<p>Size of board: 3 ft x2 ft hospital specific Material:3 mm Imported Acrylic sheet with vinyl radium pasting. In side main entrance of facilities. In L3 district women and combined facilities along with FRU CHC</p>
<p>7</p>		<p>Corner area of the hospital compound with greater visibility. Preference is in the main entrance near the Charter of services. In all L3 facilities Small pictures in the hording is subject to change as per facility need Size: 20 x 10 feet Material: black back flex media Mounting: on 2 pillar iron girders and frame (Minimum4- 5 feet from ground level)</p>
<p>8</p>		<p>Corner area of the hospital compound with greater visibility. Preference is in the main entrance near the Charter of services. Small pictures in the hording is subject to change as per facility need Size: 20 x 10 feet Material: black back flex media Mounting: on 2 pillar iron girders and frame Mounting: on 2 pillar iron girders and frame (Minimum 4-5 feet from ground level) in L2 facilities only</p>
<p>9</p>		<p>Other side corner area of the hospital compound with greater visibility. Preference is in the main entrance near the Charter of services. Small pictures in the hording is subject to change as per facility need Size: 20 x 10 feet Material: black back flex media Mounting: on 2 pillar iron girders and frame (Minimum 4-5 feet from ground level) in L3 facilities where Institutional delivery is done 24 hours. Meant for L3 facilities only.</p>
<p>10</p>		<p>Size 2x3 ft Material four colour printed vinyl in sunboard Mounting on screw each coroner and also in between the corner. To ensure that it is fixed and not at all moveable. It is 1 poster only in L3 facilities only where FP services are available.</p>

11



Size 2x3 ft
Material four colour printed vinyl in sunboard
Mounting on screw each corner and also in between the corner. To ensure that it is fixed and not at all moveable.
It is 1 poster only in L3 facilities only where FP services are available.

Any other signage as per the requirement of facilities to be carried out in joint consultation with CMS and MO in charge during the need assessment as per the scope of the work. This is identical for understanding of bidders about the size and package. The cost is to be incorporated in the budget sheet as attached. This is not to be scaled for budget

XXXXX